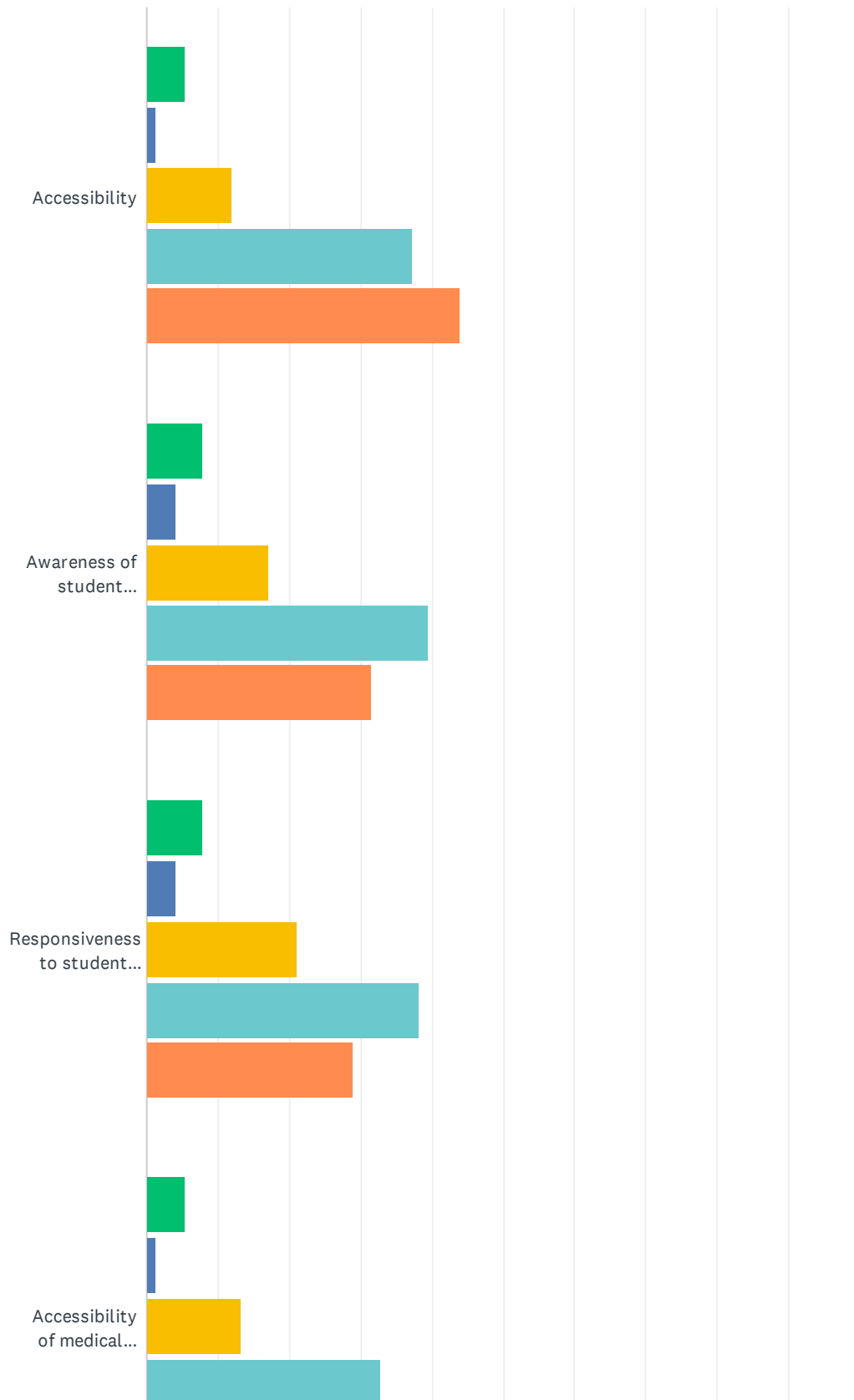
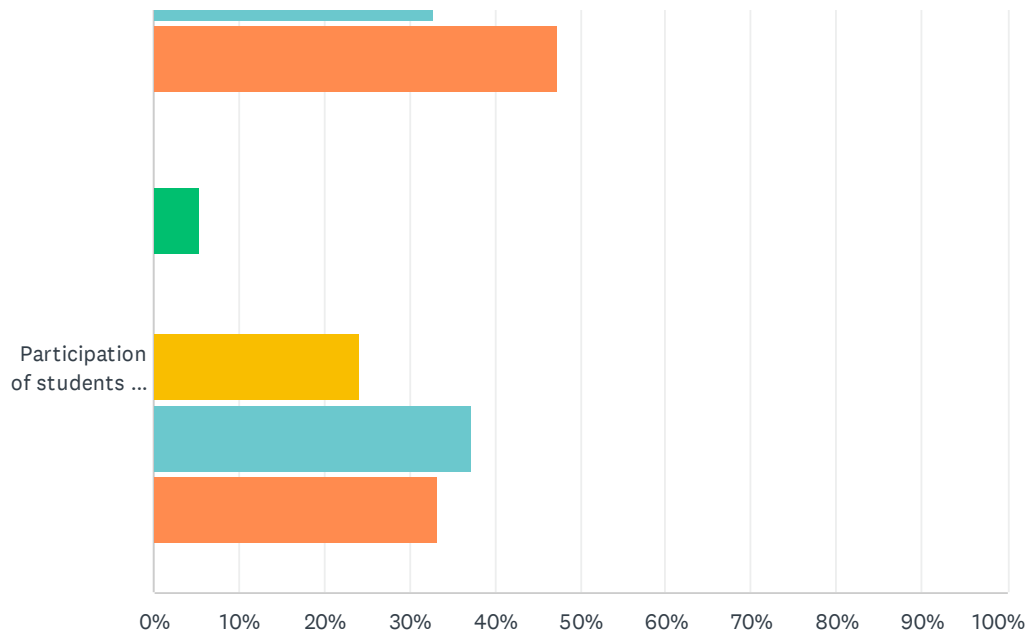


Q1 Dean's Office

Answered: 76 Skipped: 0



Basic Science Program - Institutional Self Study Survey

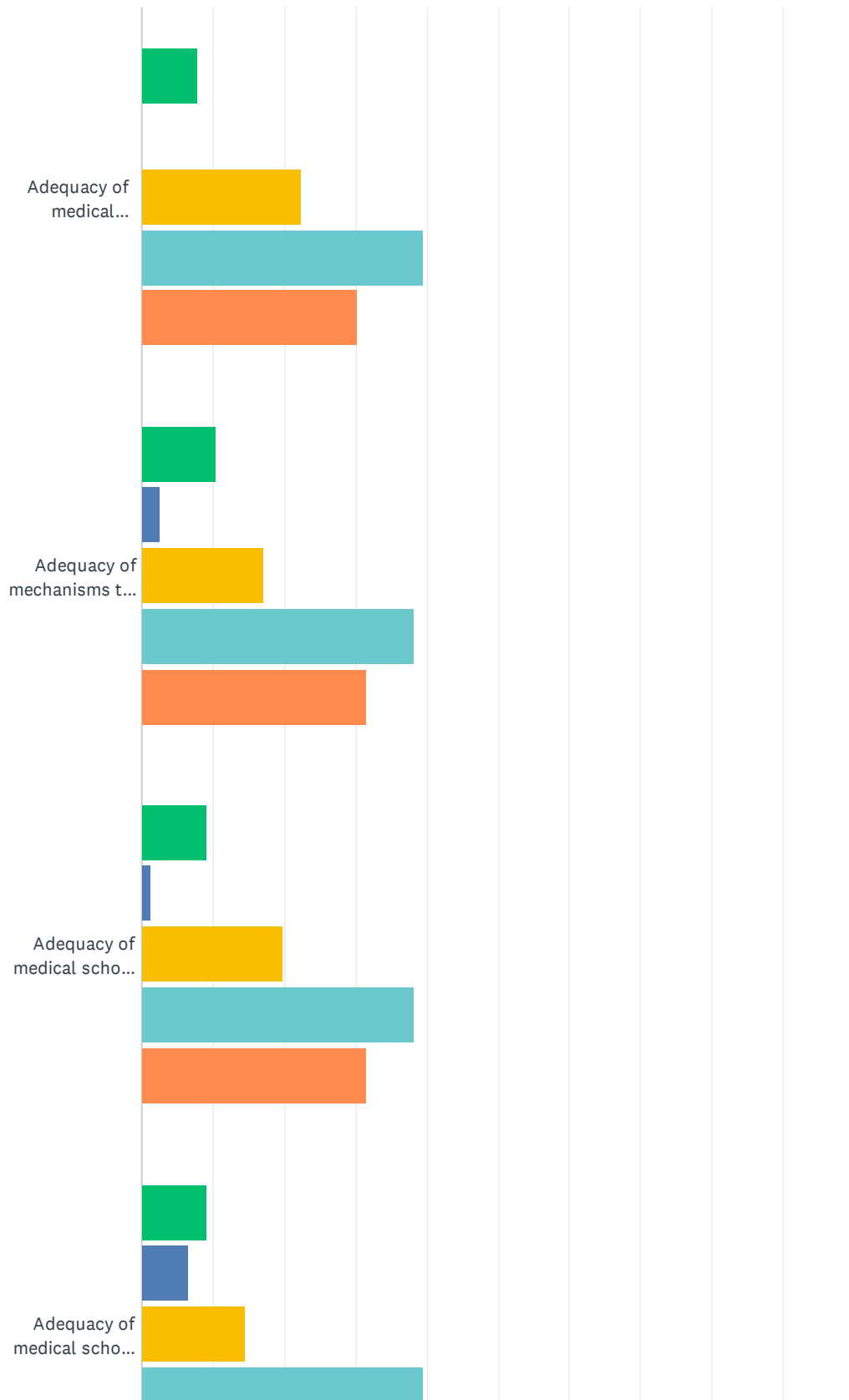


■ Very Dissatisfied
 ■ Dissatisfied
 ■ Neutral
 ■ Satisfied
 ■ Very Satisfied

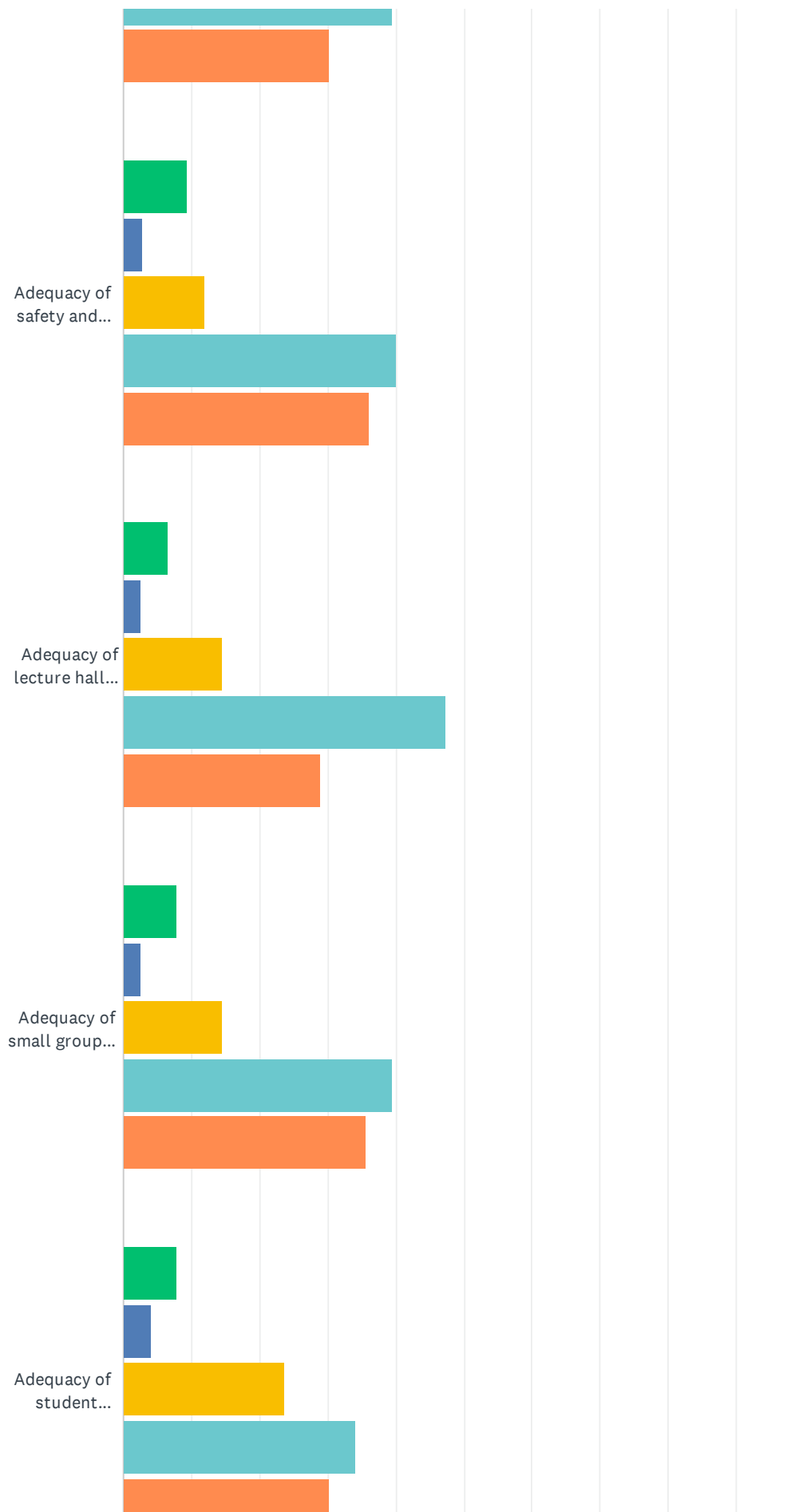
	VERY DISSATISFIED	DISSATISFIED	NEUTRAL	SATISFIED	VERY SATISFIED	TOTAL	WEIGHTED AVERAGE
Accessibility	5.33% 4	1.33% 1	12.00% 9	37.33% 28	44.00% 33	75	4.13
Awareness of student concerns	7.89% 6	3.95% 3	17.11% 13	39.47% 30	31.58% 24	76	3.83
Responsiveness to student problems	7.89% 6	3.95% 3	21.05% 16	38.16% 29	28.95% 22	76	3.76
Accessibility of medical school faculty	5.26% 4	1.32% 1	13.16% 10	32.89% 25	47.37% 36	76	4.16
Participation of students on key medical school committees	5.33% 4	0.00% 0	24.00% 18	37.33% 28	33.33% 25	75	3.93

Q2 LEARNING ENVIRONMENT AND FACILITIES

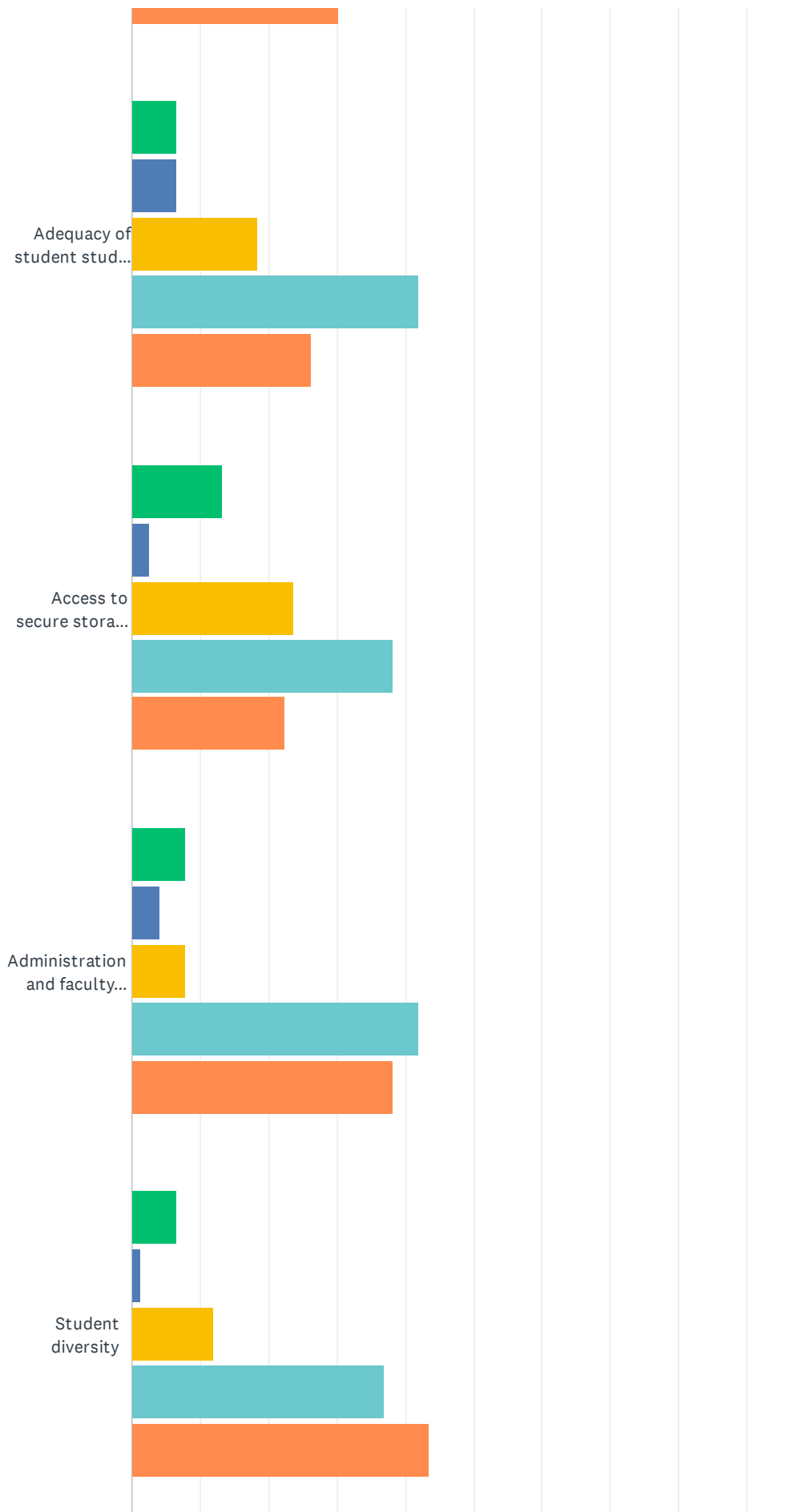
Answered: 76 Skipped: 0



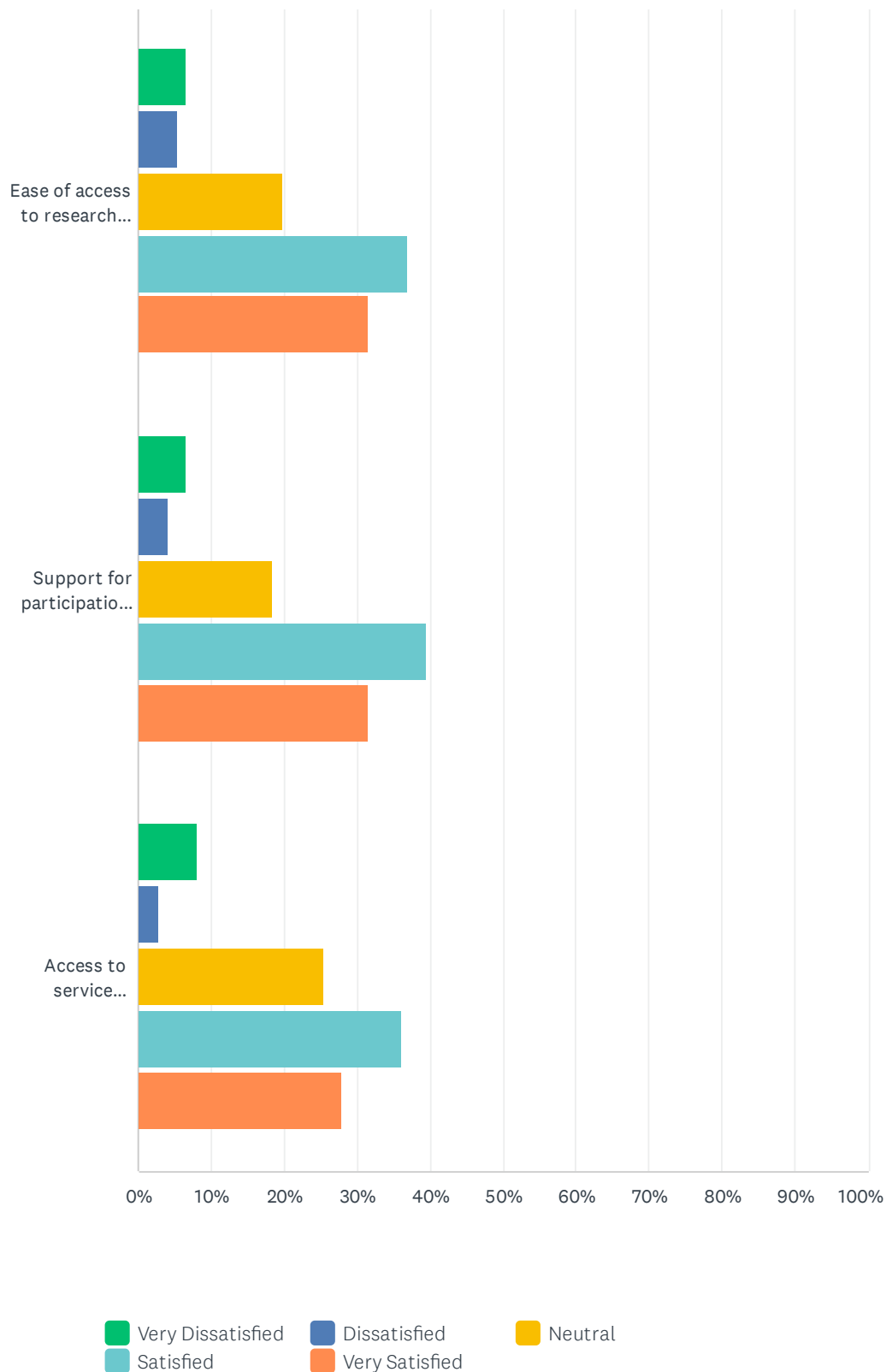
Basic Science Program - Institutional Self Study Survey



Basic Science Program - Institutional Self Study Survey



Basic Science Program - Institutional Self Study Survey

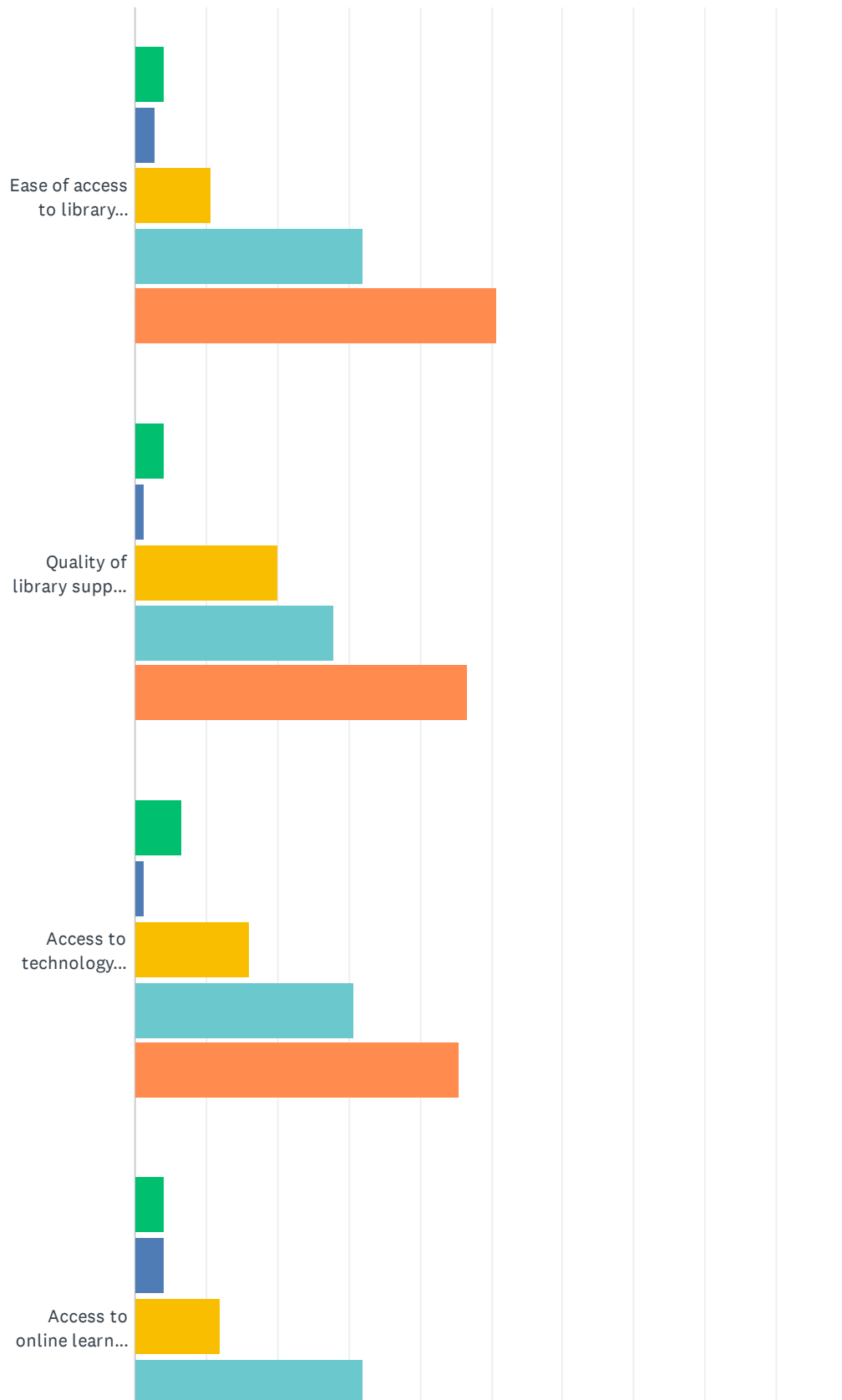


Basic Science Program - Institutional Self Study Survey

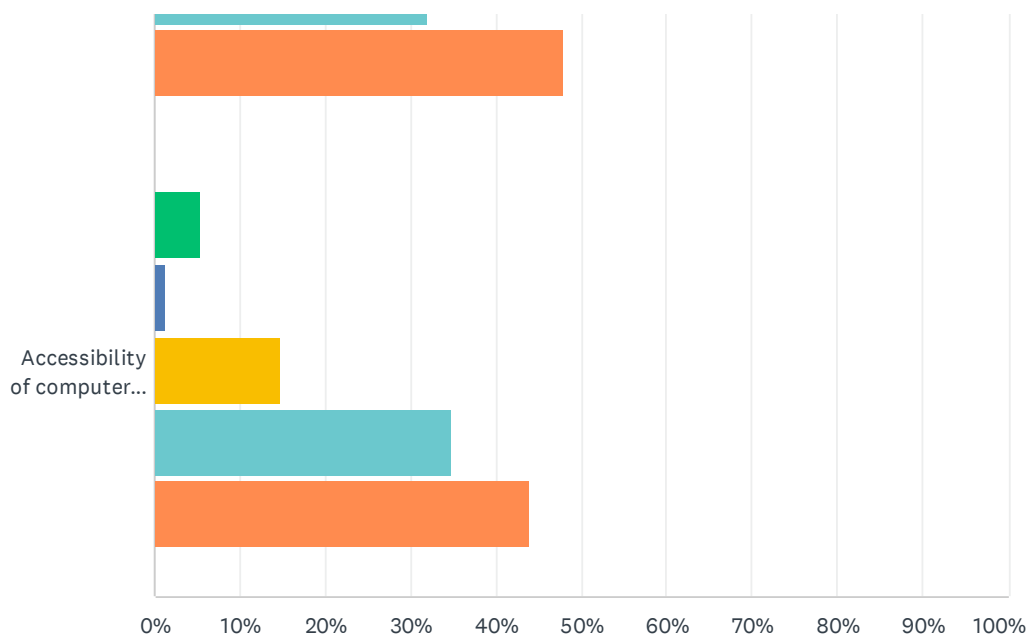
	VERY DISSATISFIED	DISSATISFIED	NEUTRAL	SATISFIED	VERY SATISFIED	TOTAL	WEIGHTED AVERAGE
Adequacy of medical school's student mistreatment policy	7.89% 6	0.00% 0	22.37% 17	39.47% 30	30.26% 23	76	3.84
Adequacy of mechanisms to report mistreatment	10.53% 8	2.63% 2	17.11% 13	38.16% 29	31.58% 24	76	3.78
Adequacy of medical school activities to prevent mistreatment	9.21% 7	1.32% 1	19.74% 15	38.16% 29	31.58% 24	76	3.82
Adequacy of medical school actions on reports of mistreatment	9.21% 7	6.58% 5	14.47% 11	39.47% 30	30.26% 23	76	3.75
Adequacy of safety and security at medical school campus	9.33% 7	2.67% 2	12.00% 9	40.00% 30	36.00% 27	75	3.91
Adequacy of lecture halls, large group classroom facilities	6.58% 5	2.63% 2	14.47% 11	47.37% 36	28.95% 22	76	3.89
Adequacy of small group teaching spaces on campus	7.89% 6	2.63% 2	14.47% 11	39.47% 30	35.53% 27	76	3.92
Adequacy of student relaxation space at the medical school campus	7.89% 6	3.95% 3	23.68% 18	34.21% 26	30.26% 23	76	3.75
Adequacy of student study space at the medical school campus	6.58% 5	6.58% 5	18.42% 14	42.11% 32	26.32% 20	76	3.75
Access to secure storage space for personal belongings at the medical school campus	13.16% 10	2.63% 2	23.68% 18	38.16% 29	22.37% 17	76	3.54
Administration and faculty diversity	7.89% 6	3.95% 3	7.89% 6	42.11% 32	38.16% 29	76	3.99
Student diversity	6.58% 5	1.32% 1	11.84% 9	36.84% 28	43.42% 33	76	4.09
Ease of access to research opportunities	6.58% 5	5.26% 4	19.74% 15	36.84% 28	31.58% 24	76	3.82
Support for participation in research	6.58% 5	3.95% 3	18.42% 14	39.47% 30	31.58% 24	76	3.86
Access to service learning/community service opportunities	8.00% 6	2.67% 2	25.33% 19	36.00% 27	28.00% 21	75	3.73

Q3 LIBRARY AND INFORMATION RESOURCES

Answered: 75 Skipped: 1



Basic Science Program - Institutional Self Study Survey

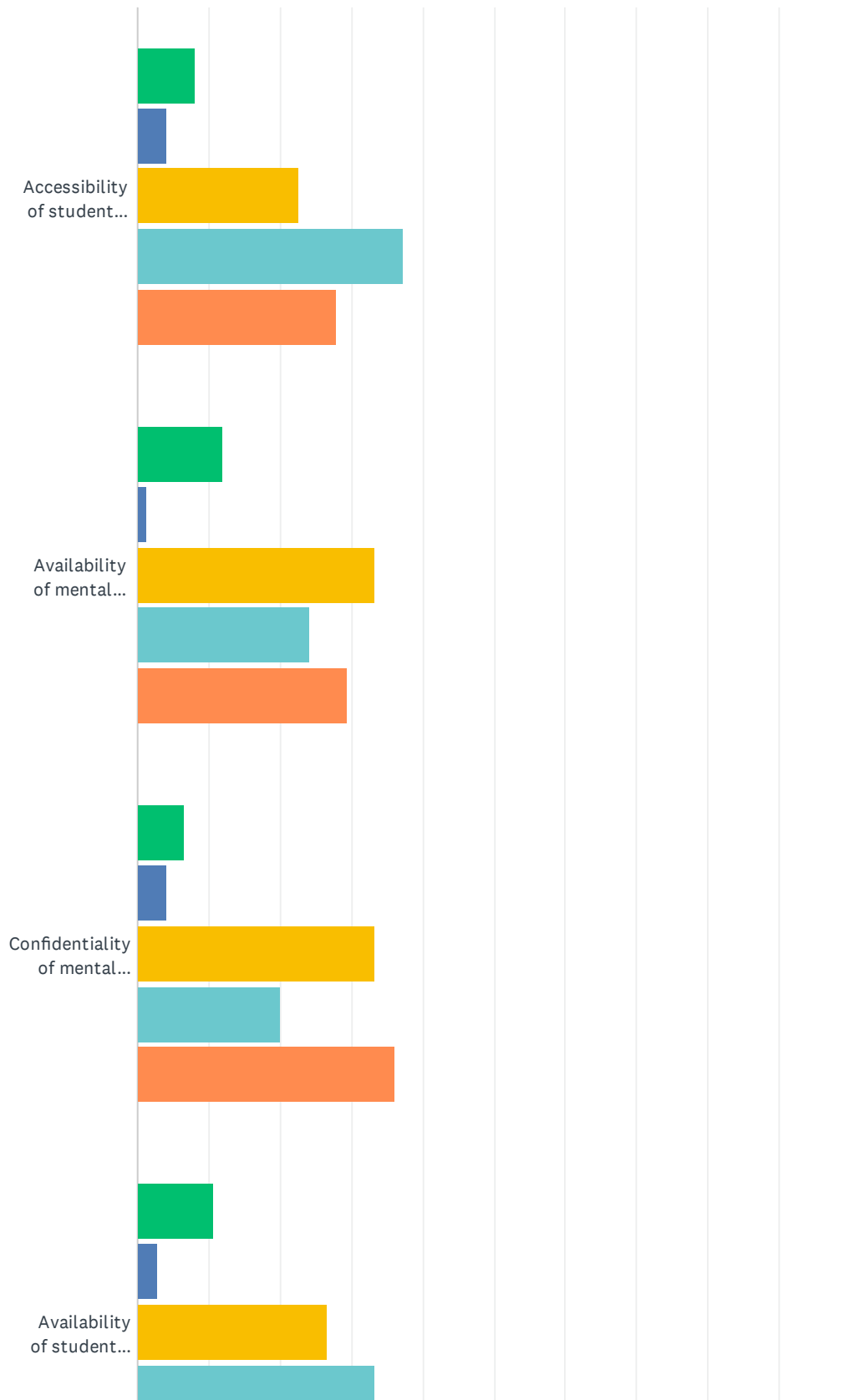


■ Very Dissatisfied
 ■ Dissatisfied
 ■ Neutral
 ■ Satisfied
 ■ Very Satisfied

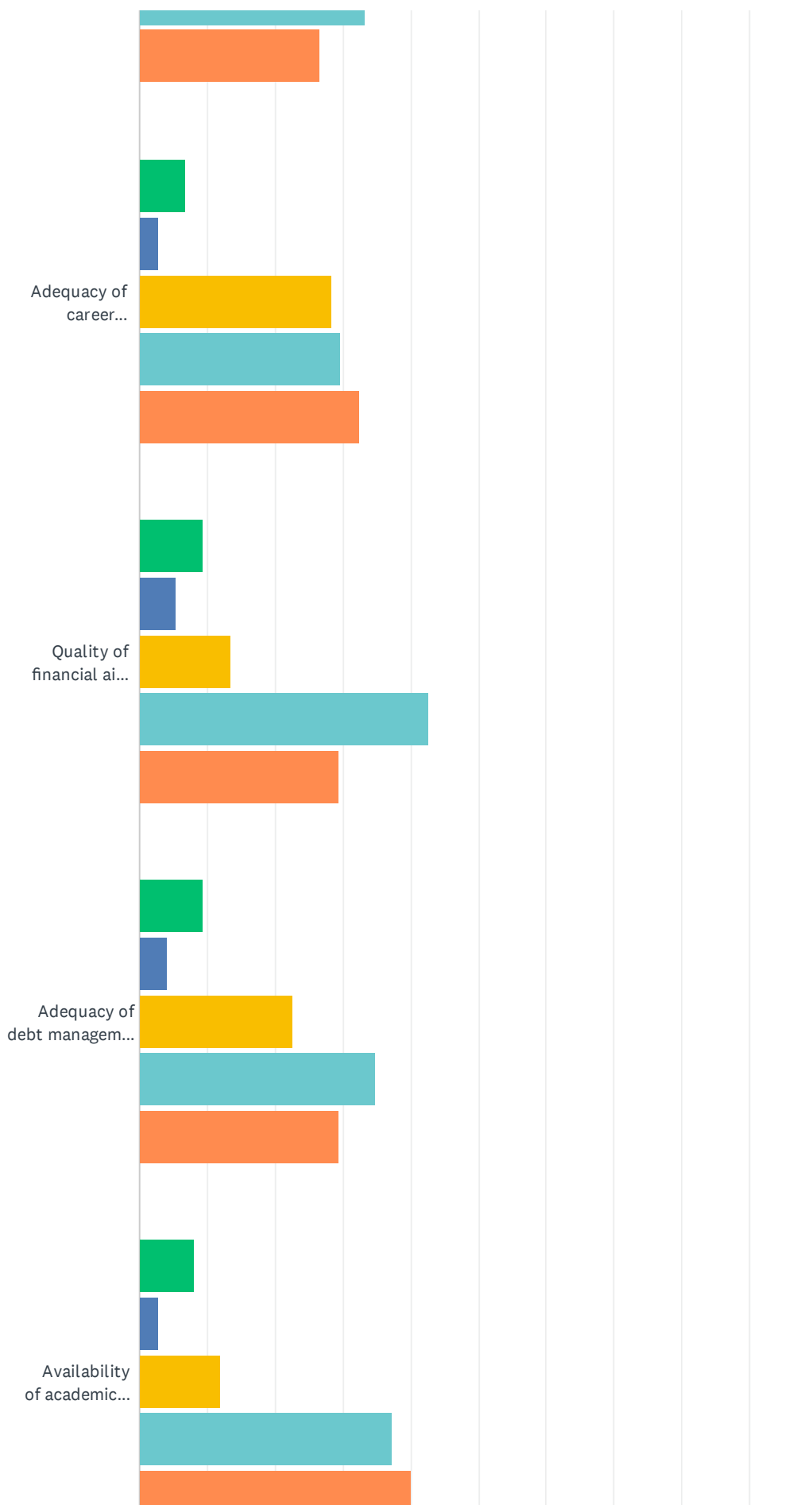
	VERY DISSATISFIED	DISSATISFIED	NEUTRAL	SATISFIED	VERY SATISFIED	TOTAL	WEIGHTED AVERAGE
Ease of access to library resources and holdings	4.00% 3	2.67% 2	10.67% 8	32.00% 24	50.67% 38	75	4.23
Quality of library support and services	4.00% 3	1.33% 1	20.00% 15	28.00% 21	46.67% 35	75	4.12
Access to technology support	6.67% 5	1.33% 1	16.00% 12	30.67% 23	45.33% 34	75	4.07
Access to online learning resources	4.00% 3	4.00% 3	12.00% 9	32.00% 24	48.00% 36	75	4.16
Accessibility of computer support	5.33% 4	1.33% 1	14.67% 11	34.67% 26	44.00% 33	75	4.11

Q4 STUDENT SERVICES

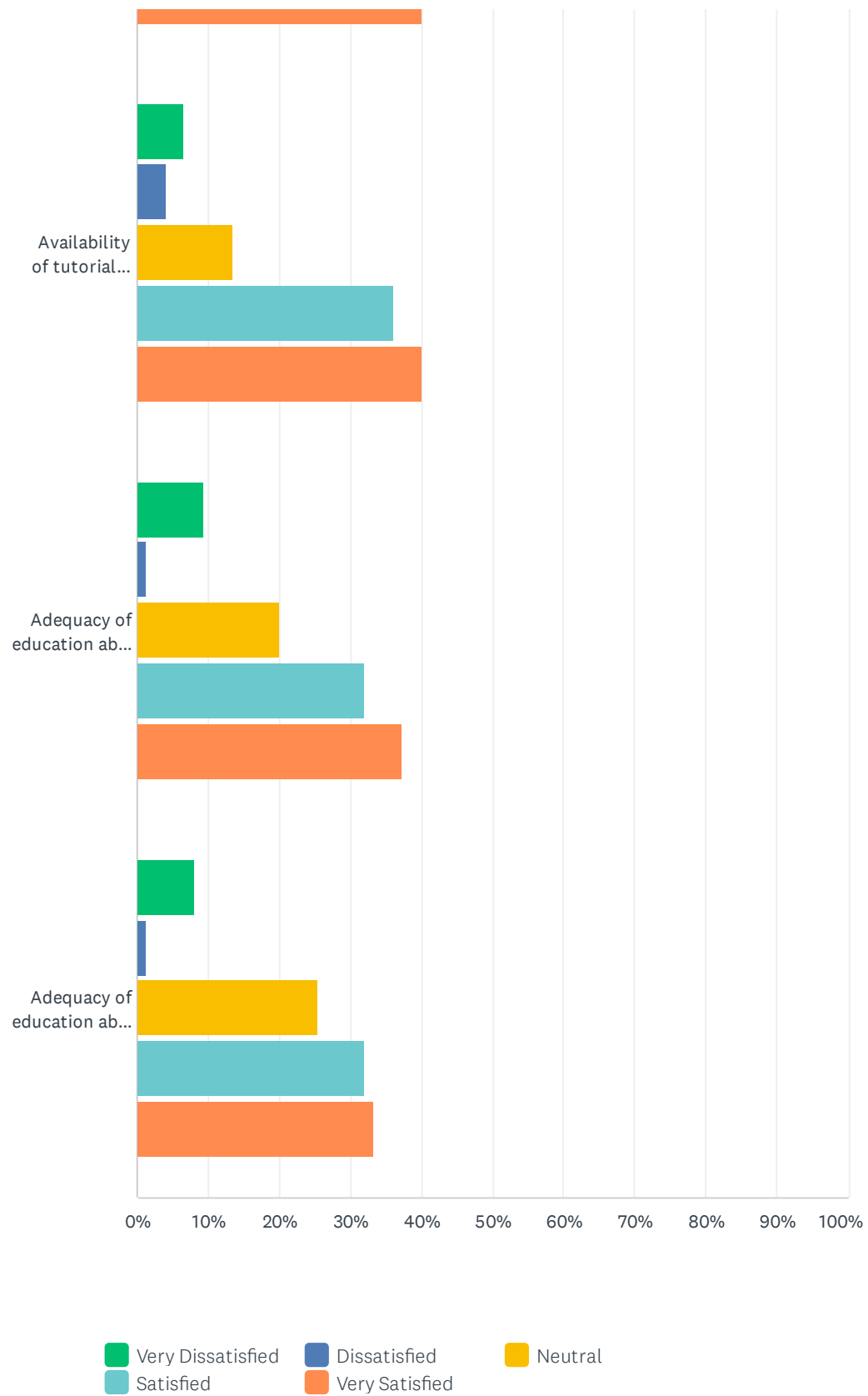
Answered: 75 Skipped: 1



Basic Science Program - Institutional Self Study Survey



Basic Science Program - Institutional Self Study Survey

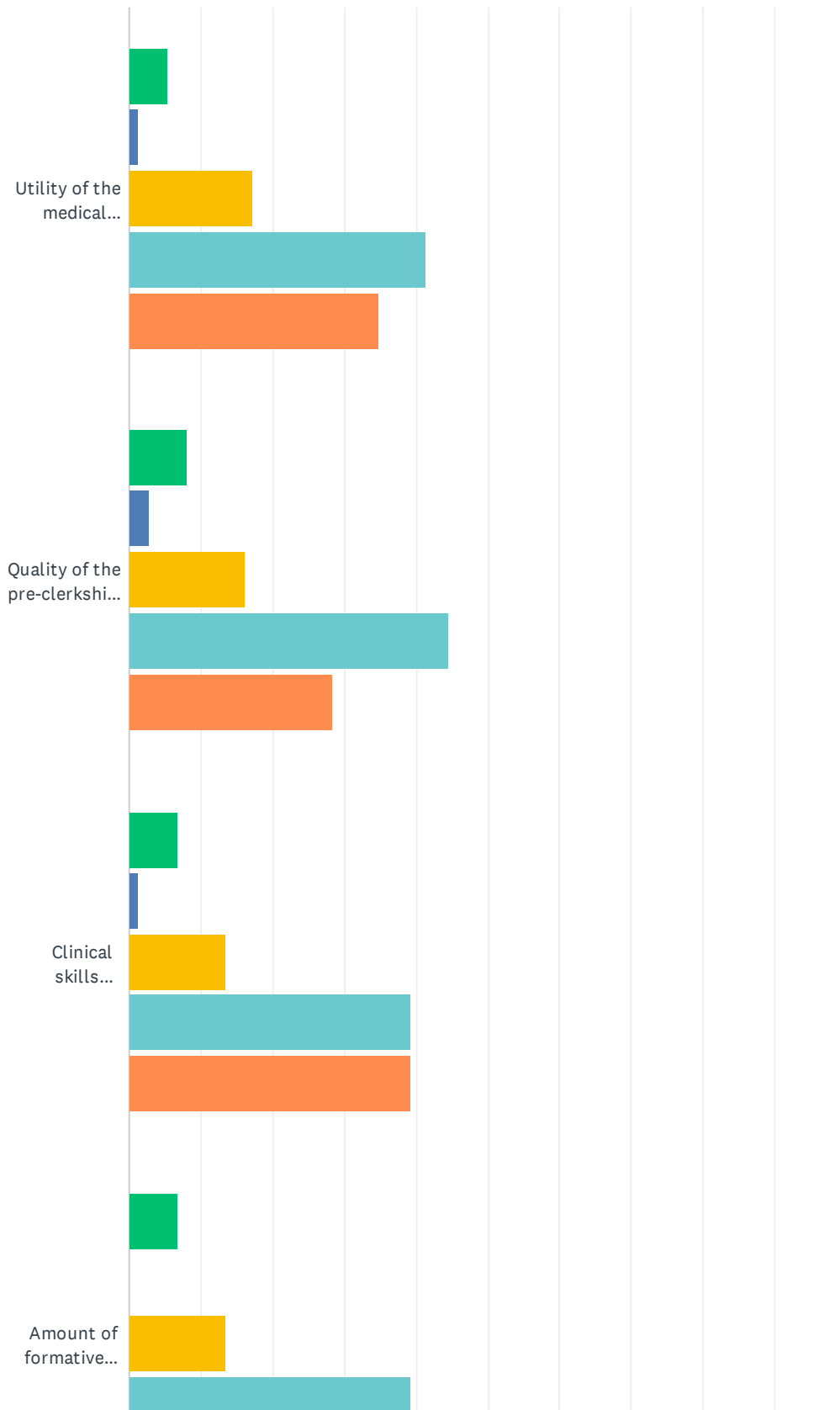


Basic Science Program - Institutional Self Study Survey

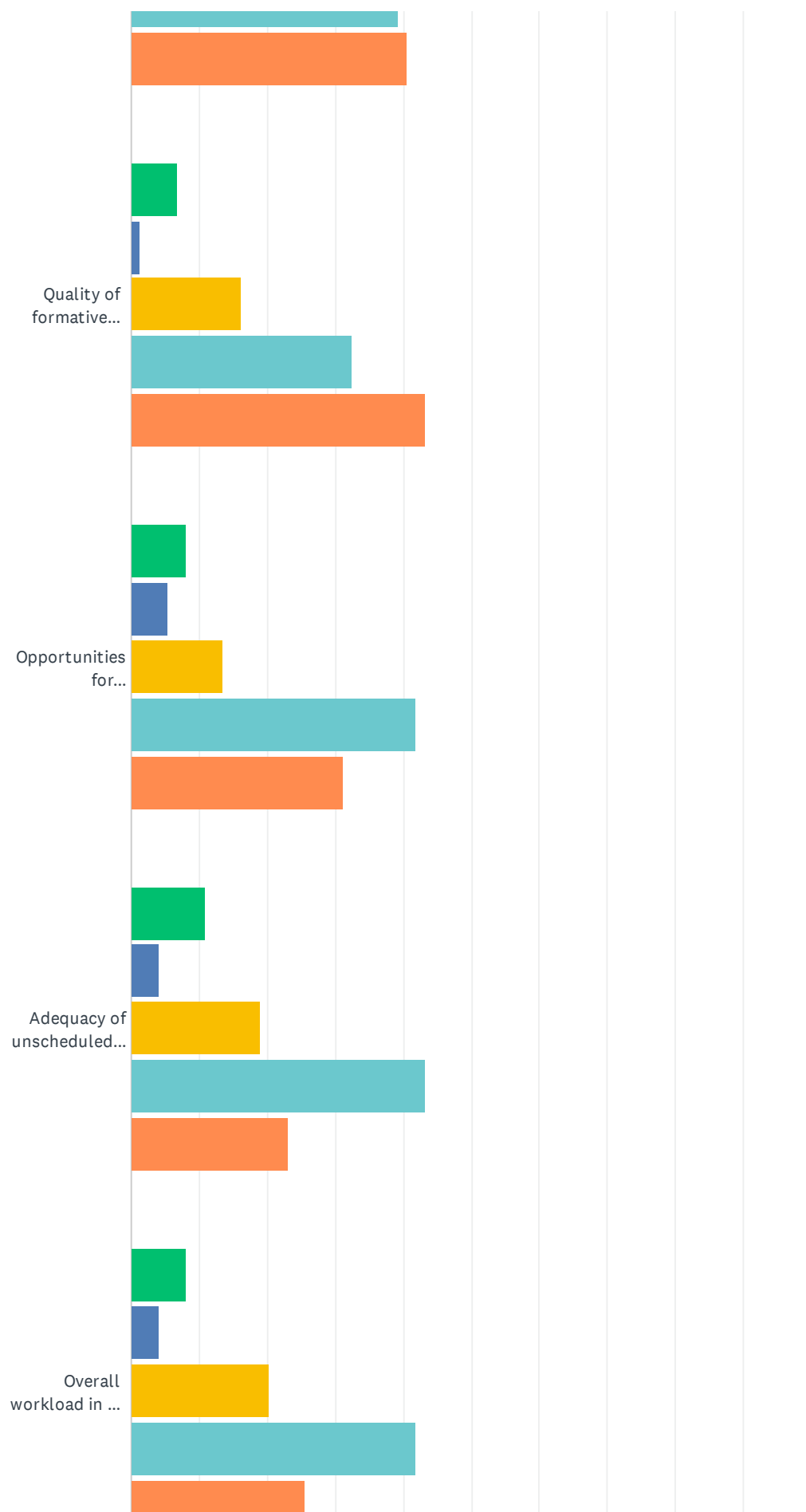
	VERY DISSATISFIED	DISSATISFIED	NEUTRAL	SATISFIED	VERY SATISFIED	TOTAL	WEIGHTED AVERAGE
Accessibility of student health services	8.00% 6	4.00% 3	22.67% 17	37.33% 28	28.00% 21	75	3.73
Availability of mental health services	12.00% 9	1.33% 1	33.33% 25	24.00% 18	29.33% 22	75	3.57
Confidentiality of mental health services	6.67% 5	4.00% 3	33.33% 25	20.00% 15	36.00% 27	75	3.75
Availability of student well-being programmes	10.67% 8	2.67% 2	26.67% 20	33.33% 25	26.67% 20	75	3.63
Adequacy of career counseling	6.76% 5	2.70% 2	28.38% 21	29.73% 22	32.43% 24	74	3.78
Quality of financial aid administrative services	9.33% 7	5.33% 4	13.33% 10	42.67% 32	29.33% 22	75	3.77
Adequacy of debt management counselling	9.33% 7	4.00% 3	22.67% 17	34.67% 26	29.33% 22	75	3.71
Availability of academic counselling	8.00% 6	2.67% 2	12.00% 9	37.33% 28	40.00% 30	75	3.99
Availability of tutorial help	6.67% 5	4.00% 3	13.33% 10	36.00% 27	40.00% 30	75	3.99
Adequacy of education about prevention and exposure to infectious and environmental hazards	9.33% 7	1.33% 1	20.00% 15	32.00% 24	37.33% 28	75	3.87
Adequacy of education about procedures for care and treatment after exposure to infectious and environmental hazards	8.00% 6	1.33% 1	25.33% 19	32.00% 24	33.33% 25	75	3.81

Q5 MEDICAL EDUCATION PROGRAMME

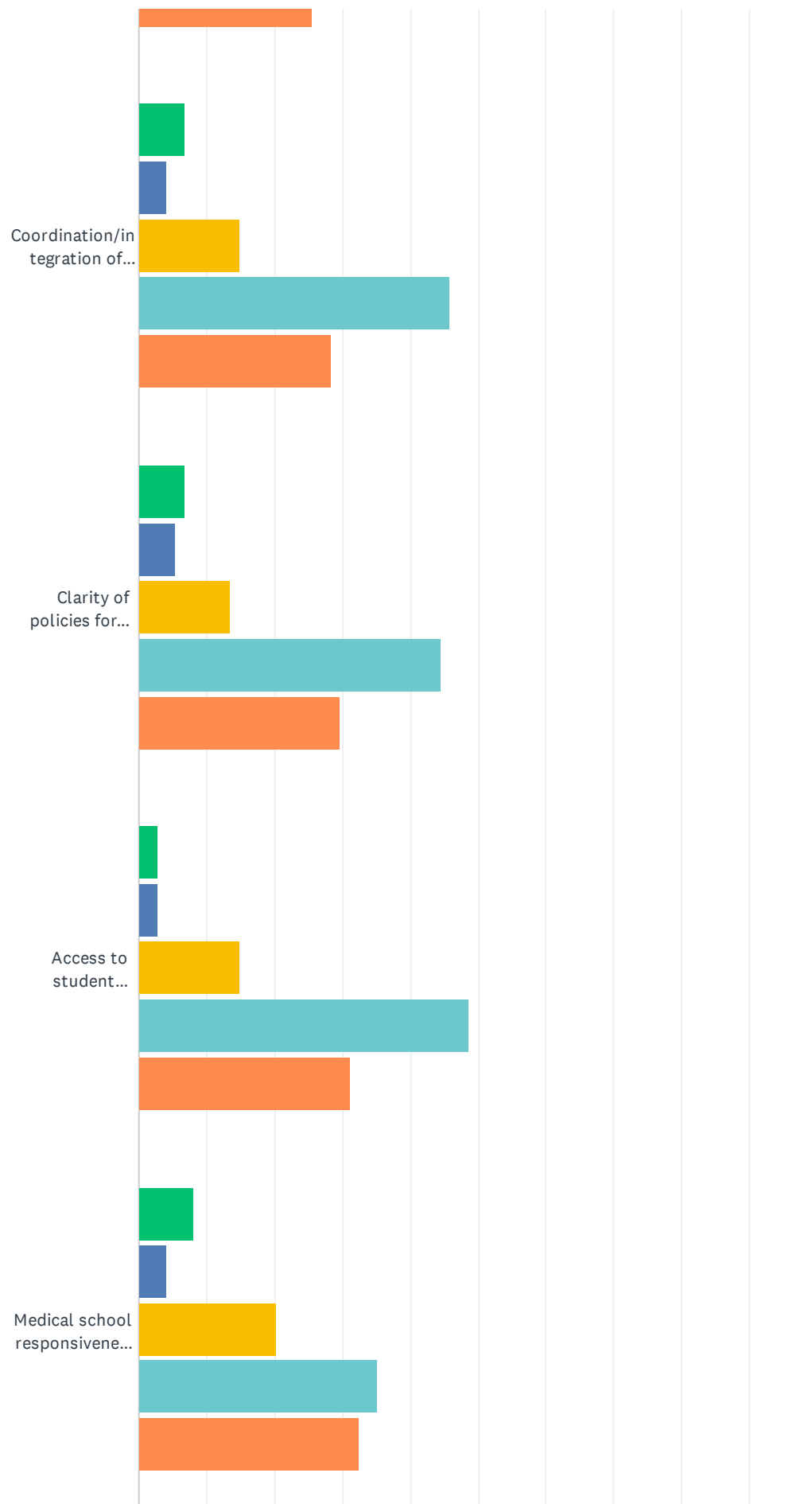
Answered: 75 Skipped: 1



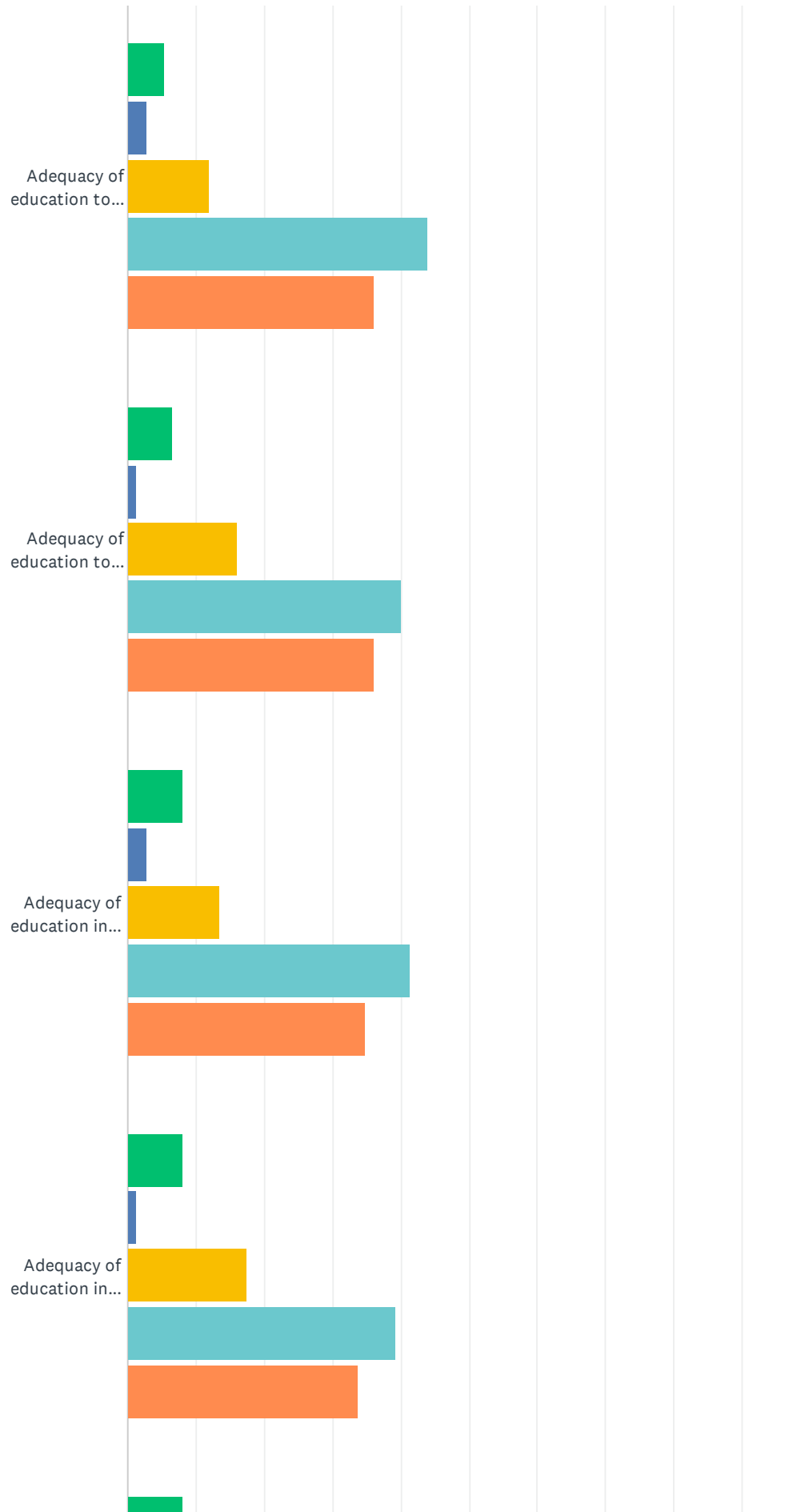
Basic Science Program - Institutional Self Study Survey



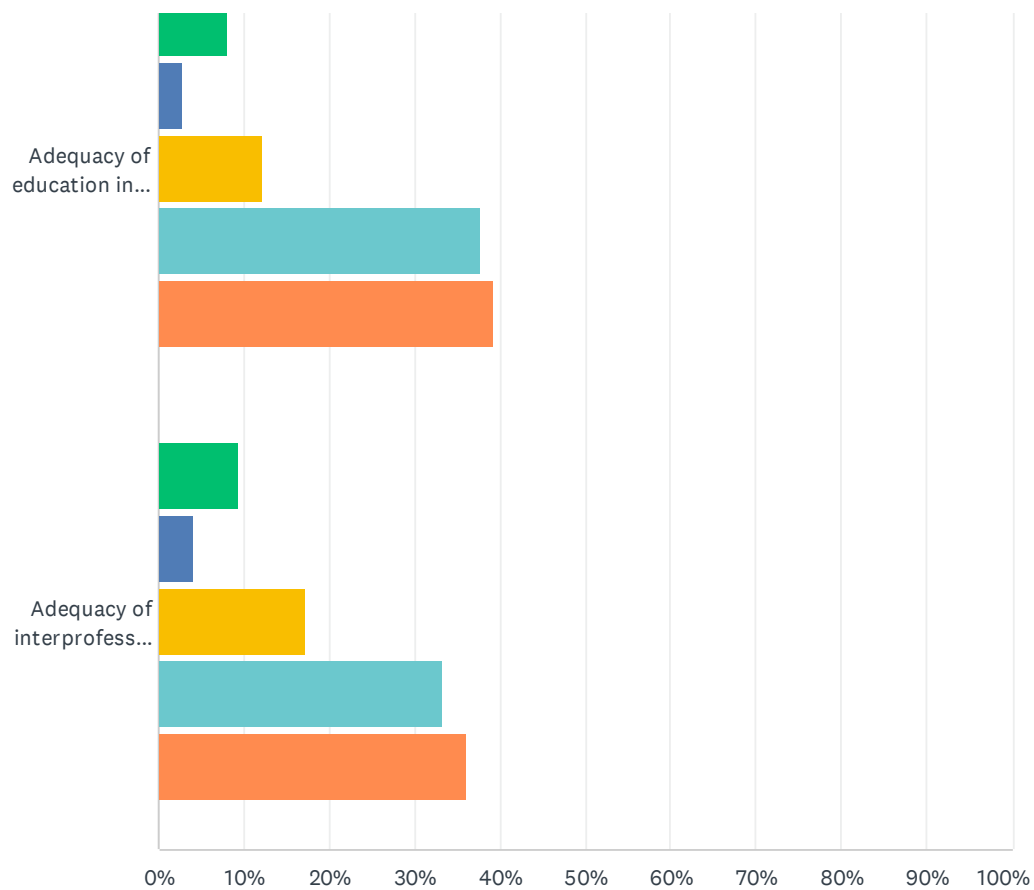
Basic Science Program - Institutional Self Study Survey



Basic Science Program - Institutional Self Study Survey



Basic Science Program - Institutional Self Study Survey



Basic Science Program - Institutional Self Study Survey

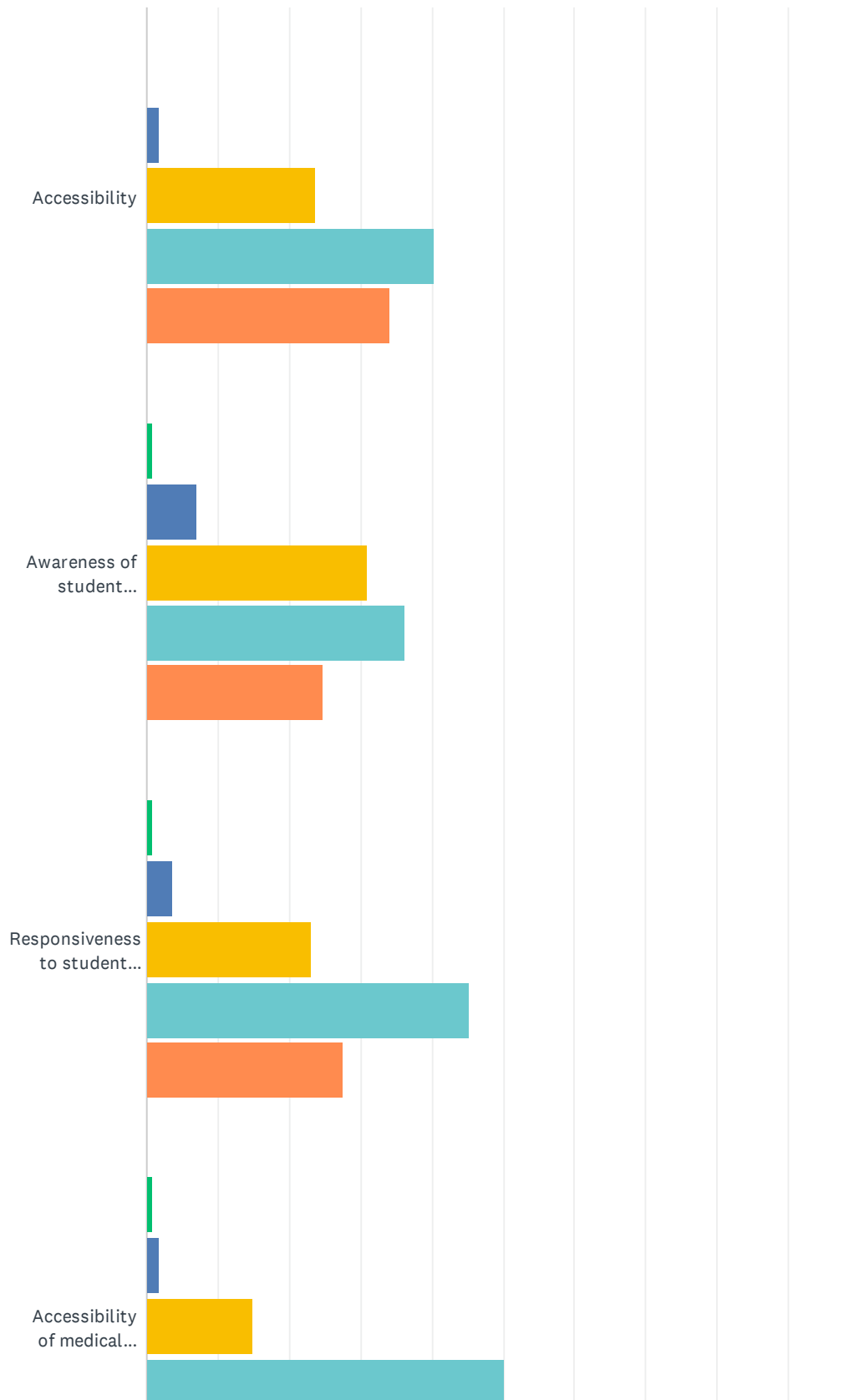
	VERY DISSATISFIED	DISSATISFIED	NEUTRAL	SATISFIED	VERY SATISFIED	TOTAL	WEIGHTED AVERAGE
Utility of the medical education programme objectives to support learning	5.33% 4	1.33% 1	17.33% 13	41.33% 31	34.67% 26	75	3.99
Quality of the pre-clerkship (first year/second year)	8.11% 6	2.70% 2	16.22% 12	44.59% 33	28.38% 21	74	3.82
Clinical skills instruction in the pre-clerkship (first/second year)	6.76% 5	1.35% 1	13.51% 10	39.19% 29	39.19% 29	74	4.03
Amount of formative feedback in the pre-clerkship (first/second years)	6.76% 5	0.00% 0	13.51% 10	39.19% 29	40.54% 30	74	4.07
Quality of formative feedback in the pre-clerkship (first/second years)	6.76% 5	1.35% 1	16.22% 12	32.43% 24	43.24% 32	74	4.04
Opportunities for self-directed learning in the pre-clerkship (first/second years)	8.11% 6	5.41% 4	13.51% 10	41.89% 31	31.08% 23	74	3.82
Adequacy of unscheduled time for self-directed learning	10.81% 8	4.05% 3	18.92% 14	43.24% 32	22.97% 17	74	3.64
Overall workload in the pre-clerkship (first/second years)	8.11% 6	4.05% 3	20.27% 15	41.89% 31	25.68% 19	74	3.73
Coordination/integration of content in the pre clerkship (first/second years)	6.76% 5	4.05% 3	14.86% 11	45.95% 34	28.38% 21	74	3.85
Clarity of policies for advancement/graduation	6.76% 5	5.41% 4	13.51% 10	44.59% 33	29.73% 22	74	3.85
Access to student academic records	2.70% 2	2.70% 2	14.86% 11	48.65% 36	31.08% 23	74	4.03
Medical school responsiveness to student feedback on courses/clerkships	8.11% 6	4.05% 3	20.27% 15	35.14% 26	32.43% 24	74	3.80
Adequacy of education to diagnose disease	5.33% 4	2.67% 2	12.00% 9	44.00% 33	36.00% 27	75	4.03
Adequacy of education to manage disease	6.67% 5	1.33% 1	16.00% 12	40.00% 30	36.00% 27	75	3.97
Adequacy of education in disease prevention	8.00% 6	2.67% 2	13.33% 10	41.33% 31	34.67% 26	75	3.92
Adequacy of education in health maintenance	8.11% 6	1.35% 1	17.57% 13	39.19% 29	33.78% 25	74	3.89
Adequacy of education in caring for patients from different backgrounds	8.11% 6	2.70% 2	12.16% 9	37.84% 28	39.19% 29	74	3.97
Adequacy of	9.33%	4.00%	17.33%	33.33%	36.00%		

Basic Science Program - Institutional Self Study Survey

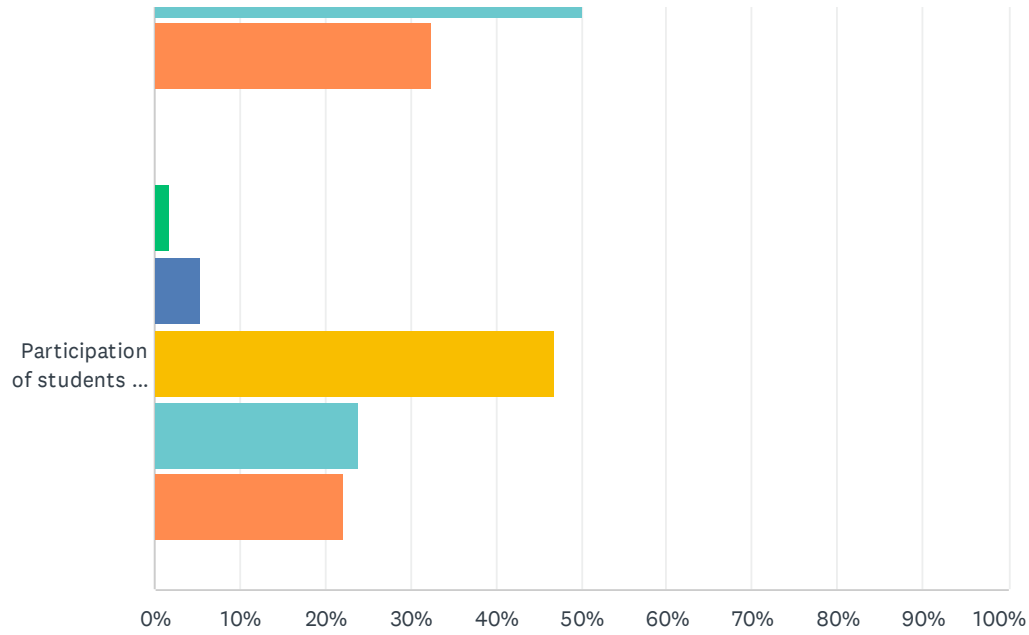
interprofessional education experiences	7	3	13	25	27	75	3.83
--------------------------------------------	---	---	----	----	----	----	------

Q1 Dean's Office

Answered: 114 Skipped: 2



Clinical Science Program - Institutional Self Study Survey



■ Very Dissatisfied
 ■ Dissatisfied
 ■ Neutral
 ■ Satisfied
 ■ Very Satisfied

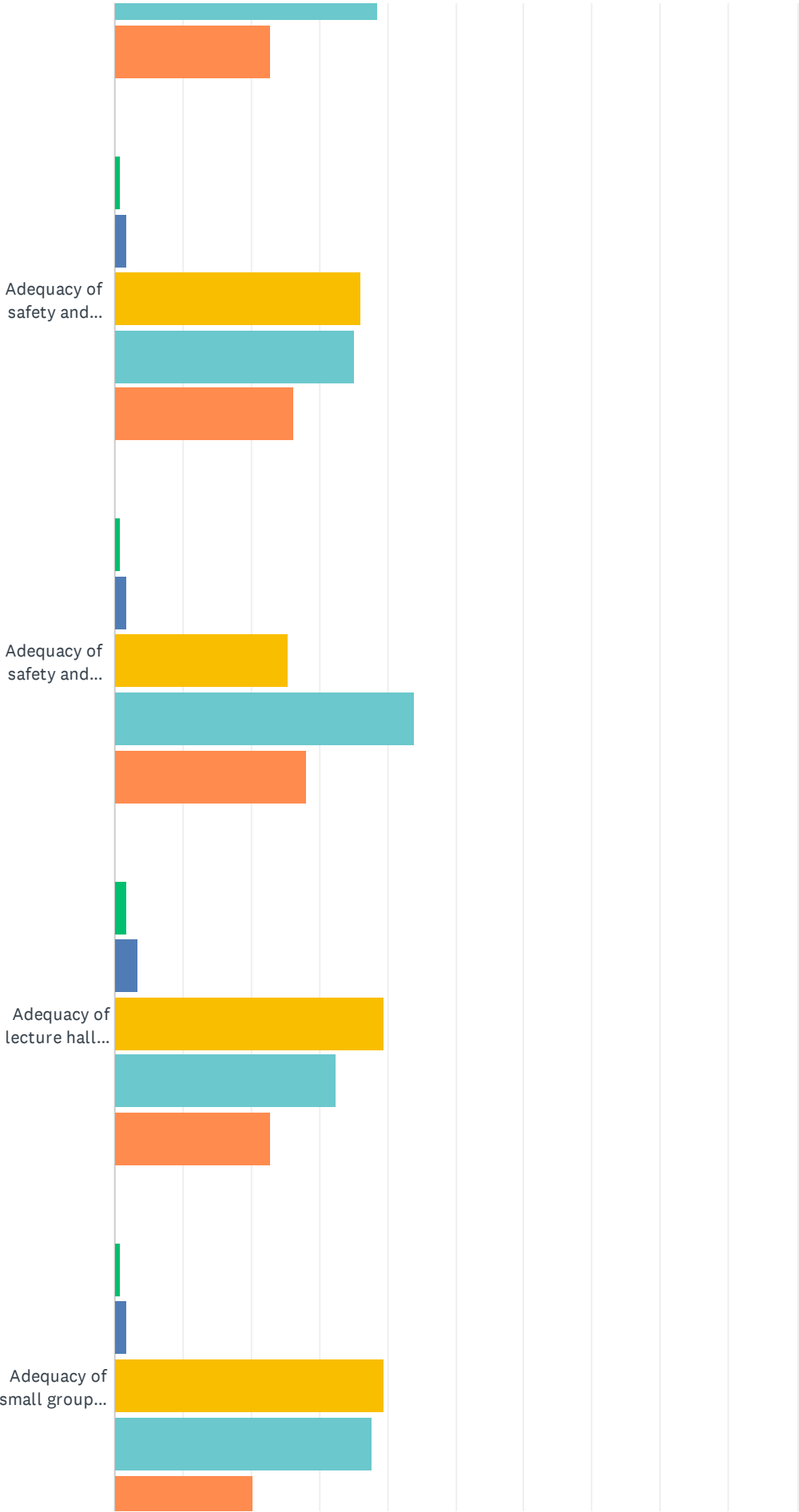
	VERY DISSATISFIED	DISSATISFIED	NEUTRAL	SATISFIED	VERY SATISFIED	TOTAL	WEIGHTED AVERAGE
Accessibility	0.00% 0	1.75% 2	23.68% 27	40.35% 46	34.21% 39	114	4.07
Awareness of student concerns	0.88% 1	7.08% 8	30.97% 35	36.28% 41	24.78% 28	113	3.77
Responsiveness to student problems	0.88% 1	3.54% 4	23.01% 26	45.13% 51	27.43% 31	113	3.95
Accessibility of medical school faculty	0.88% 1	1.75% 2	14.91% 17	50.00% 57	32.46% 37	114	4.11
Participation of students on key medical school committees	1.77% 2	5.31% 6	46.90% 53	23.89% 27	22.12% 25	113	3.59

Q2 LEARNING ENVIRONMENT AND FACILITIES

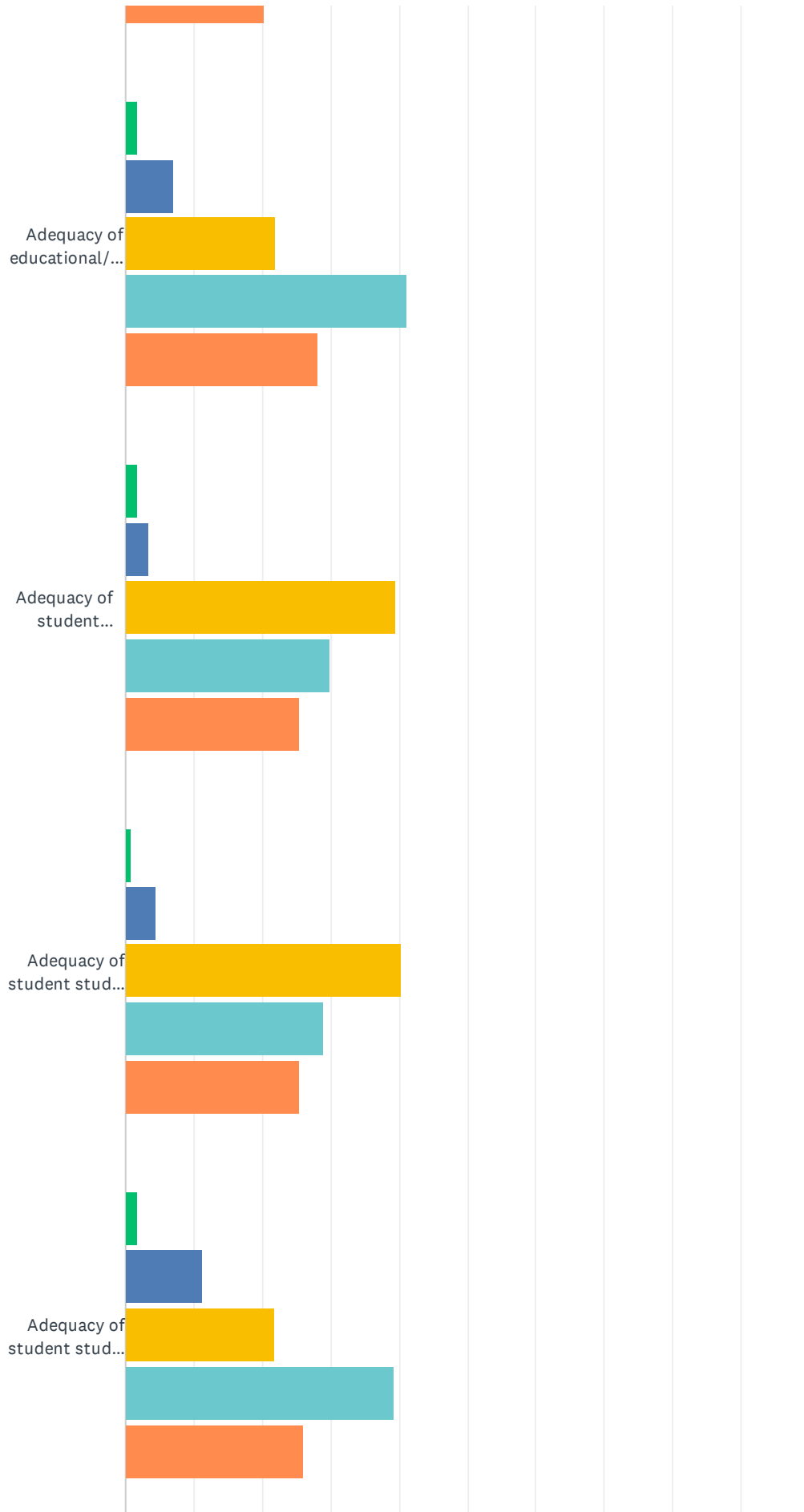
Answered: 116 Skipped: 0



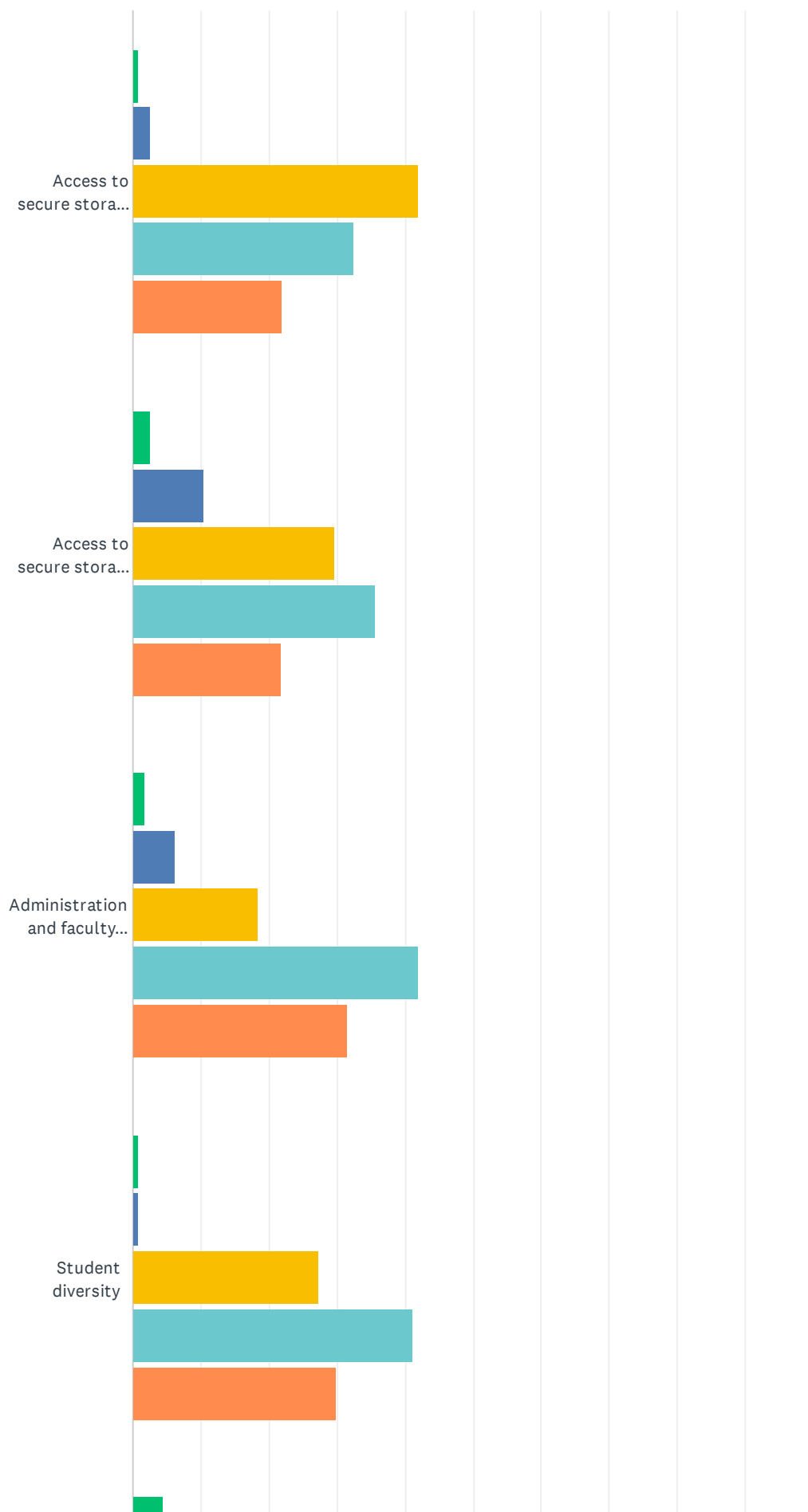
Clinical Science Program - Institutional Self Study Survey



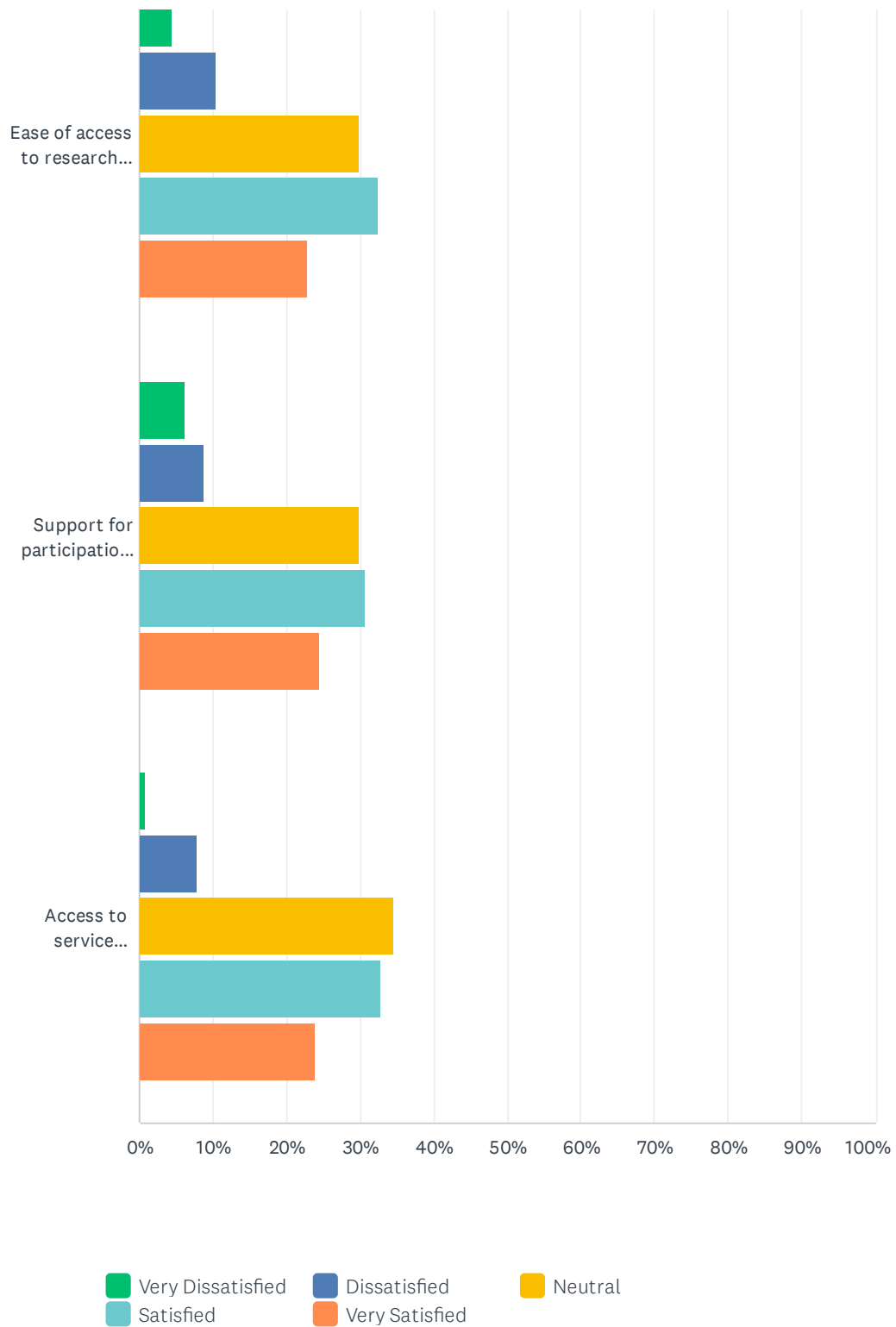
Clinical Science Program - Institutional Self Study Survey



Clinical Science Program - Institutional Self Study Survey



Clinical Science Program - Institutional Self Study Survey



Clinical Science Program - Institutional Self Study Survey

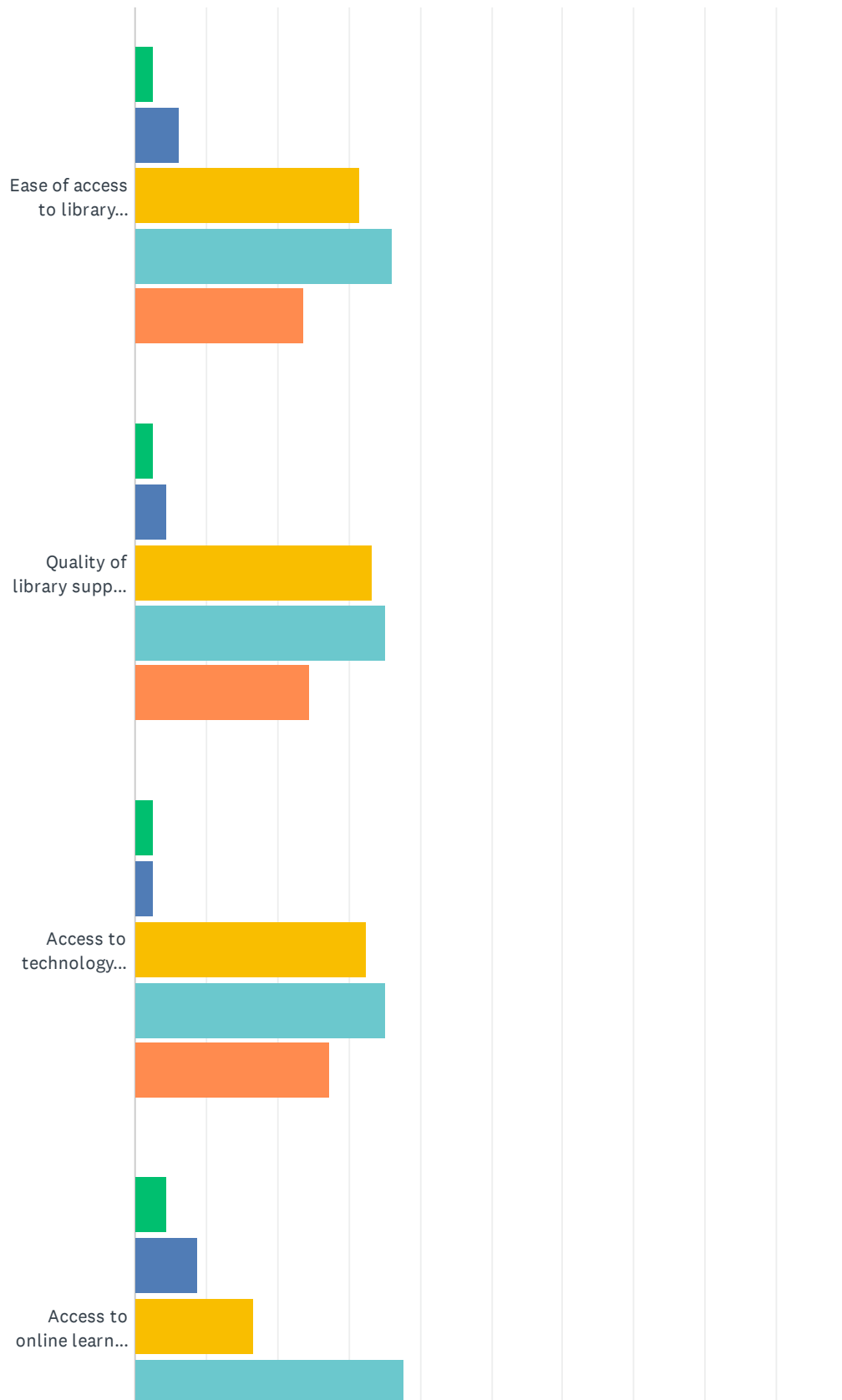
	VERY DISSATISFIED	DISSATISFIED	NEUTRAL	SATISFIED	VERY SATISFIED	TOTAL	WEIGHTED AVERAGE
Adequacy of medical school's student mistreatment policy	0.87% 1	1.74% 2	32.17% 37	41.74% 48	23.48% 27	115	3.85
Adequacy of mechanisms to report mistreatment	0.87% 1	5.22% 6	32.17% 37	35.65% 41	26.09% 30	115	3.81
Adequacy of medical school activities to prevent mistreatment	0.87% 1	3.48% 4	35.65% 41	34.78% 40	25.22% 29	115	3.80
Adequacy of medical school actions on reports of mistreatment	0.88% 1	5.26% 6	32.46% 37	38.60% 44	22.81% 26	114	3.77
Adequacy of safety and security at medical school campus	0.88% 1	1.75% 2	35.96% 41	35.09% 40	26.32% 30	114	3.84
Adequacy of safety and security at clinical sites	0.88% 1	1.75% 2	25.44% 29	43.86% 50	28.07% 32	114	3.96
Adequacy of lecture halls, large group classroom facilities	1.75% 2	3.51% 4	39.47% 45	32.46% 37	22.81% 26	114	3.71
Adequacy of small group teaching spaces on campus	0.88% 1	1.75% 2	39.47% 45	37.72% 43	20.18% 23	114	3.75
Adequacy of educational/teaching spaces at hospitals	1.75% 2	7.02% 8	21.93% 25	41.23% 47	28.07% 32	114	3.87
Adequacy of student relaxation space at the medical school campus	1.75% 2	3.51% 4	39.47% 45	29.82% 34	25.44% 29	114	3.74
Adequacy of student study space at the medical school campus	0.88% 1	4.39% 5	40.35% 46	28.95% 33	25.44% 29	114	3.74
Adequacy of student study space at hospitals/clinical sites	1.74% 2	11.30% 13	21.74% 25	39.13% 45	26.09% 30	115	3.77
Access to secure storage space for personal belongings at the medical school campus	0.88% 1	2.63% 3	42.11% 48	32.46% 37	21.93% 25	114	3.72
Access to secure storage space for personal belongings at the hospital/clinical sites	2.61% 3	10.43% 12	29.57% 34	35.65% 41	21.74% 25	115	3.63
Administration and faculty diversity	1.75% 2	6.14% 7	18.42% 21	42.11% 48	31.58% 36	114	3.96
Student diversity	0.88% 1	0.88% 1	27.19% 31	41.23% 47	29.82% 34	114	3.98
Ease of access to research opportunities	4.39% 5	10.53% 12	29.82% 34	32.46% 37	22.81% 26	114	3.59
Support for participation in research	6.14% 7	8.77% 10	29.82% 34	30.70% 35	24.56% 28	114	3.59

Clinical Science Program - Institutional Self Study Survey

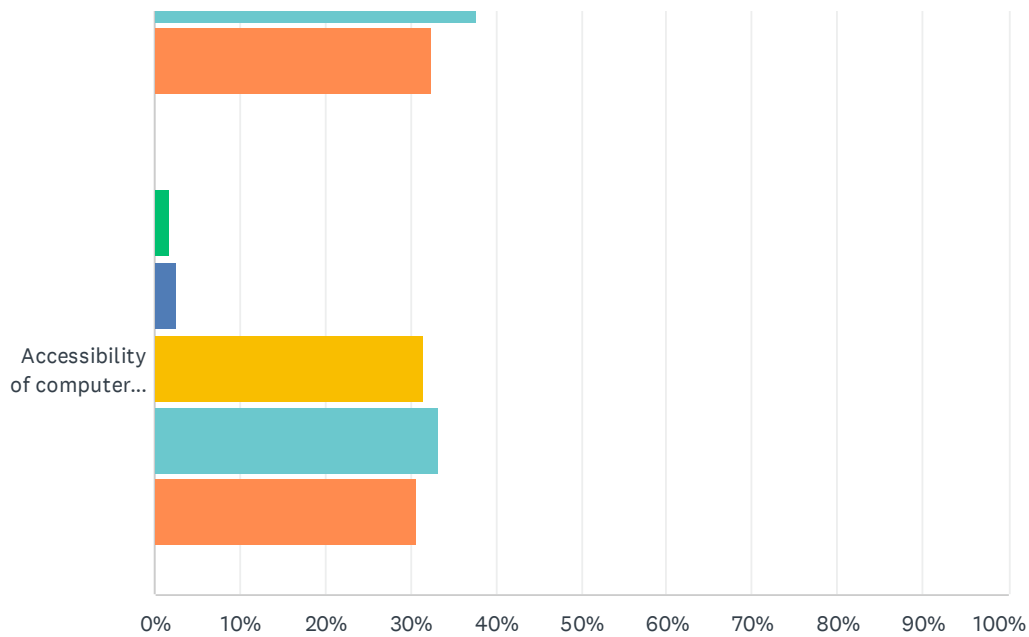
Access to service learning/community service opportunities	0.88% 1	7.96% 9	34.51% 39	32.74% 37	23.89% 27	113	3.71
------------------------------------------------------------------	------------	------------	--------------	--------------	--------------	-----	------

Q3 LIBRARY AND INFORMATION RESOURCES

Answered: 114 Skipped: 2



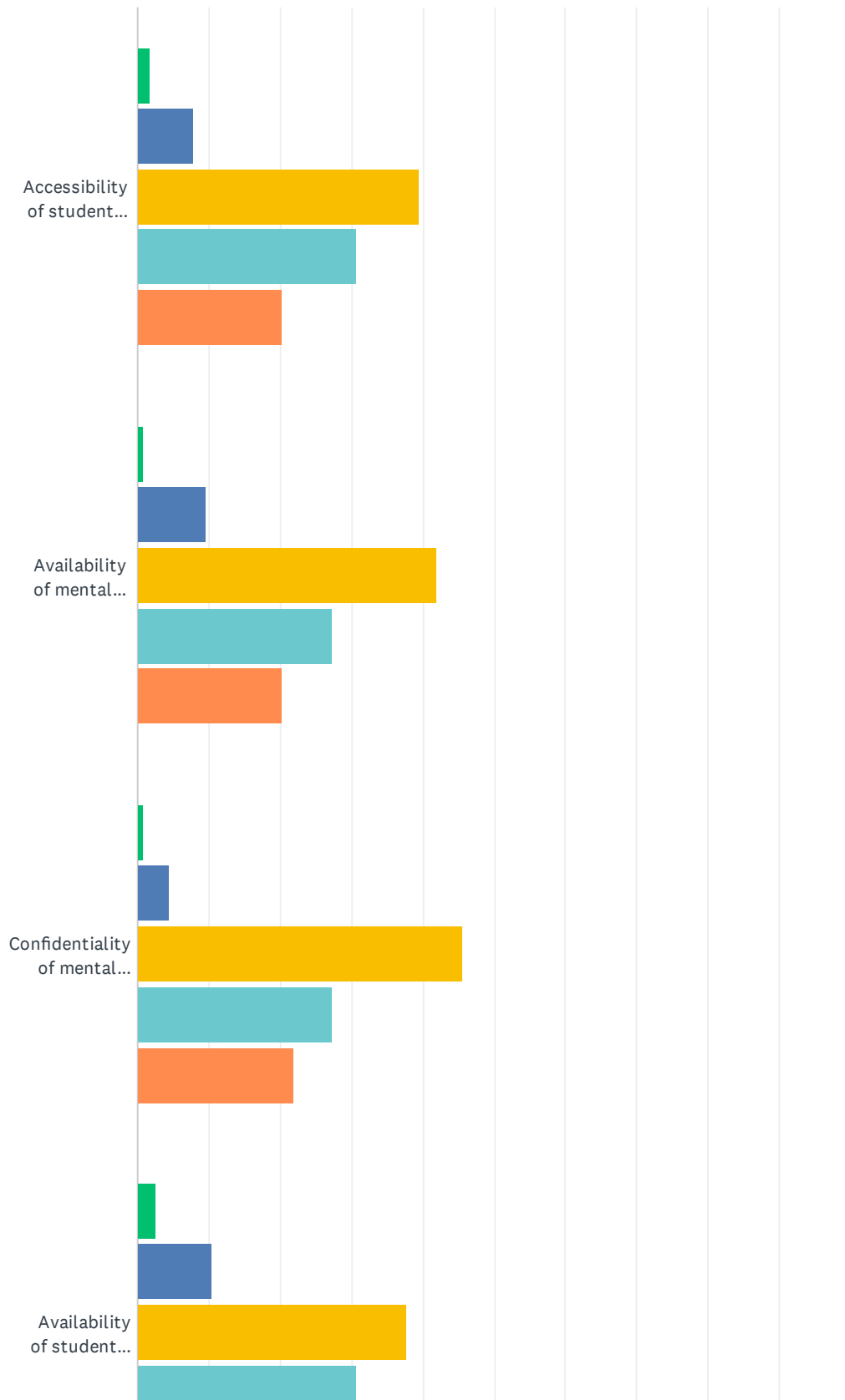
Clinical Science Program - Institutional Self Study Survey



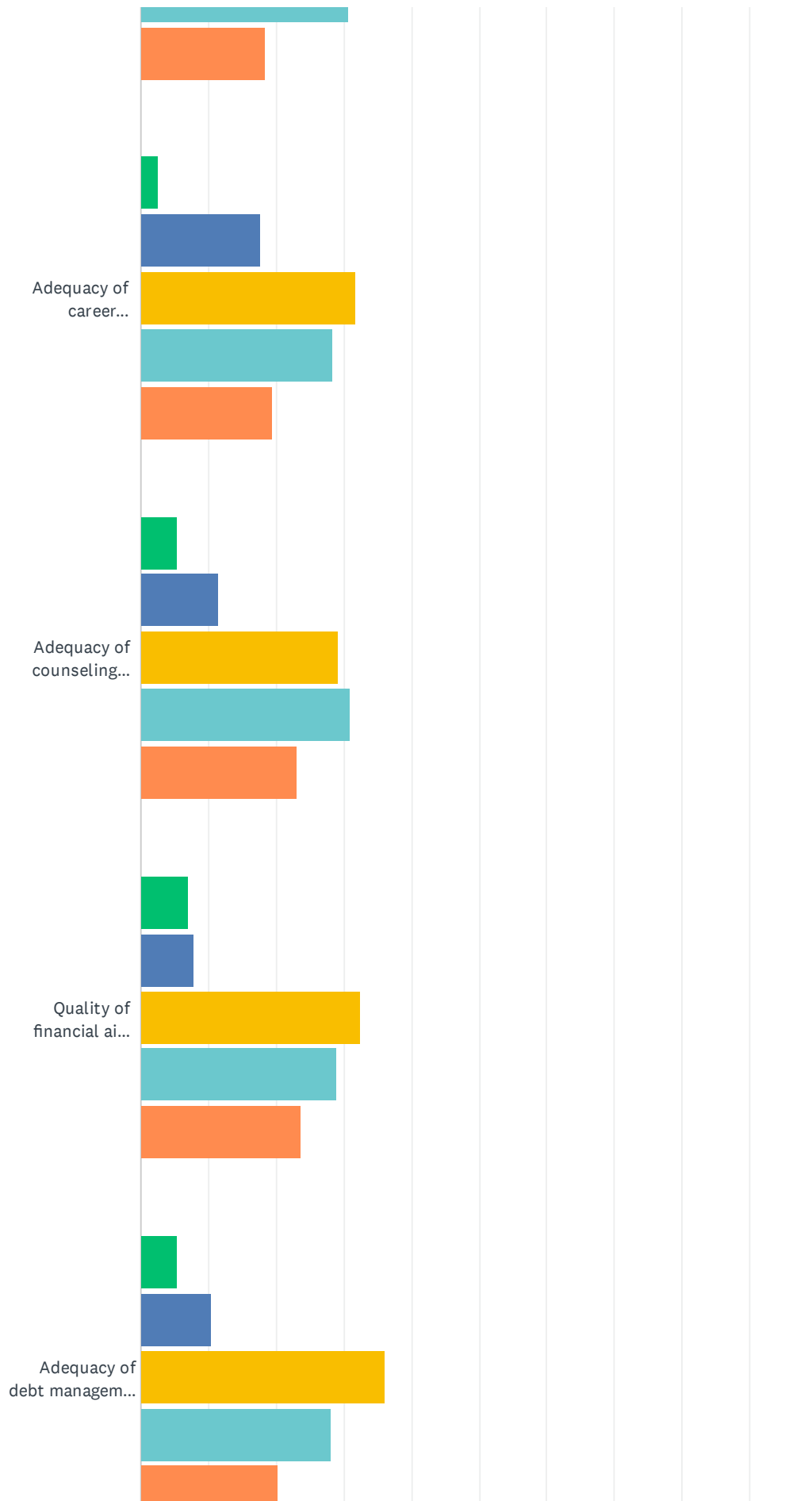
	VERY DISSATISFIED	DISSATISFIED	NEUTRAL	SATISFIED	VERY SATISFIED	TOTAL	WEIGHTED AVERAGE
Ease of access to library resources and holdings	2.63% 3	6.14% 7	31.58% 36	35.96% 41	23.68% 27	114	3.72
Quality of library support and services	2.63% 3	4.39% 5	33.33% 38	35.09% 40	24.56% 28	114	3.75
Access to technology support	2.63% 3	2.63% 3	32.46% 37	35.09% 40	27.19% 31	114	3.82
Access to online learning resources	4.39% 5	8.77% 10	16.67% 19	37.72% 43	32.46% 37	114	3.85
Accessibility of computer support	1.75% 2	2.63% 3	31.58% 36	33.33% 38	30.70% 35	114	3.89

Q4 STUDENT SERVICES

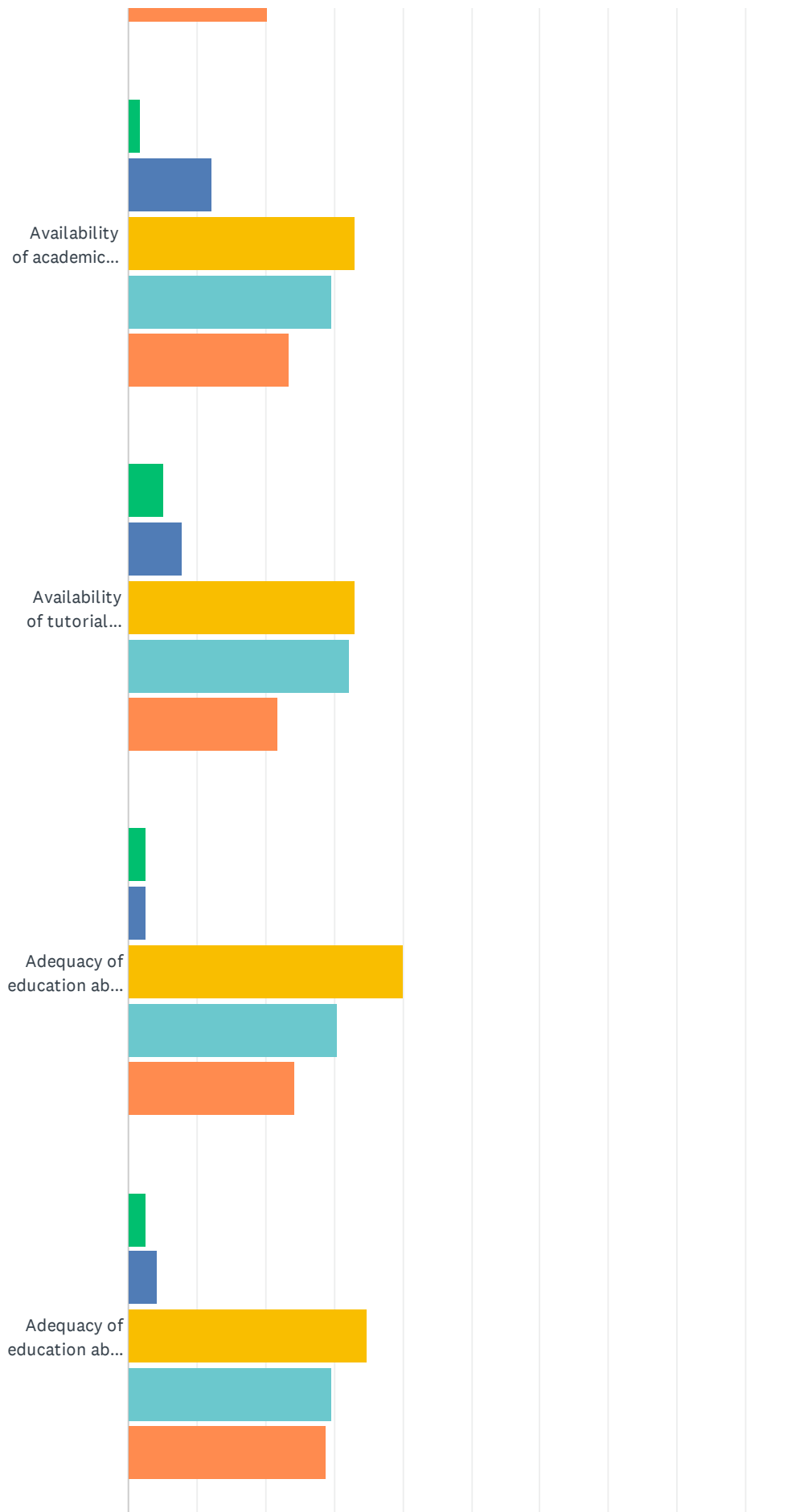
Answered: 115 Skipped: 1



Clinical Science Program - Institutional Self Study Survey



Clinical Science Program - Institutional Self Study Survey



Clinical Science Program - Institutional Self Study Survey

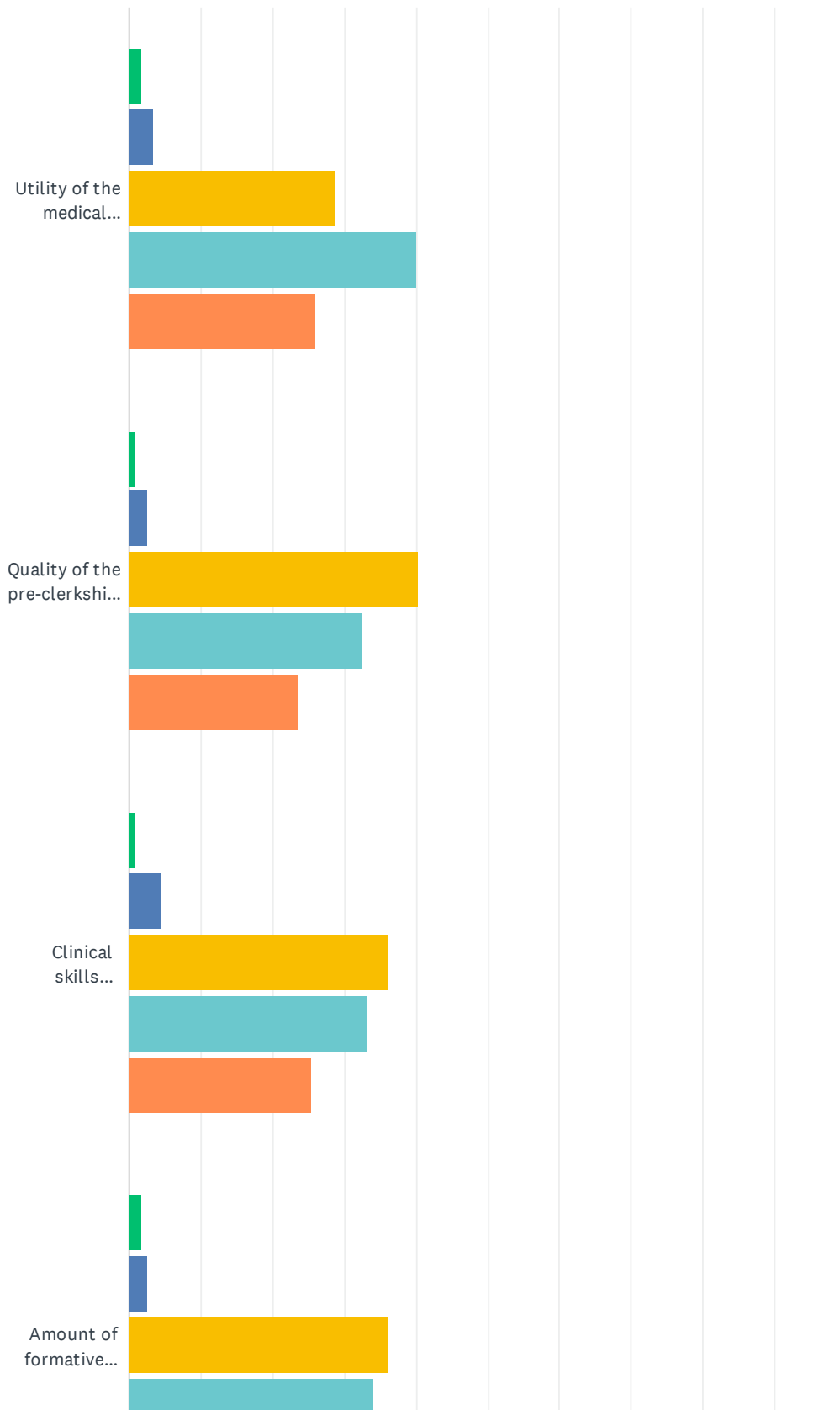
0% 10% 20% 30% 40% 50% 60% 70% 80% 90% 100%

 Very Dissatisfied
  Dissatisfied
  Neutral
 Satisfied
  Very Satisfied

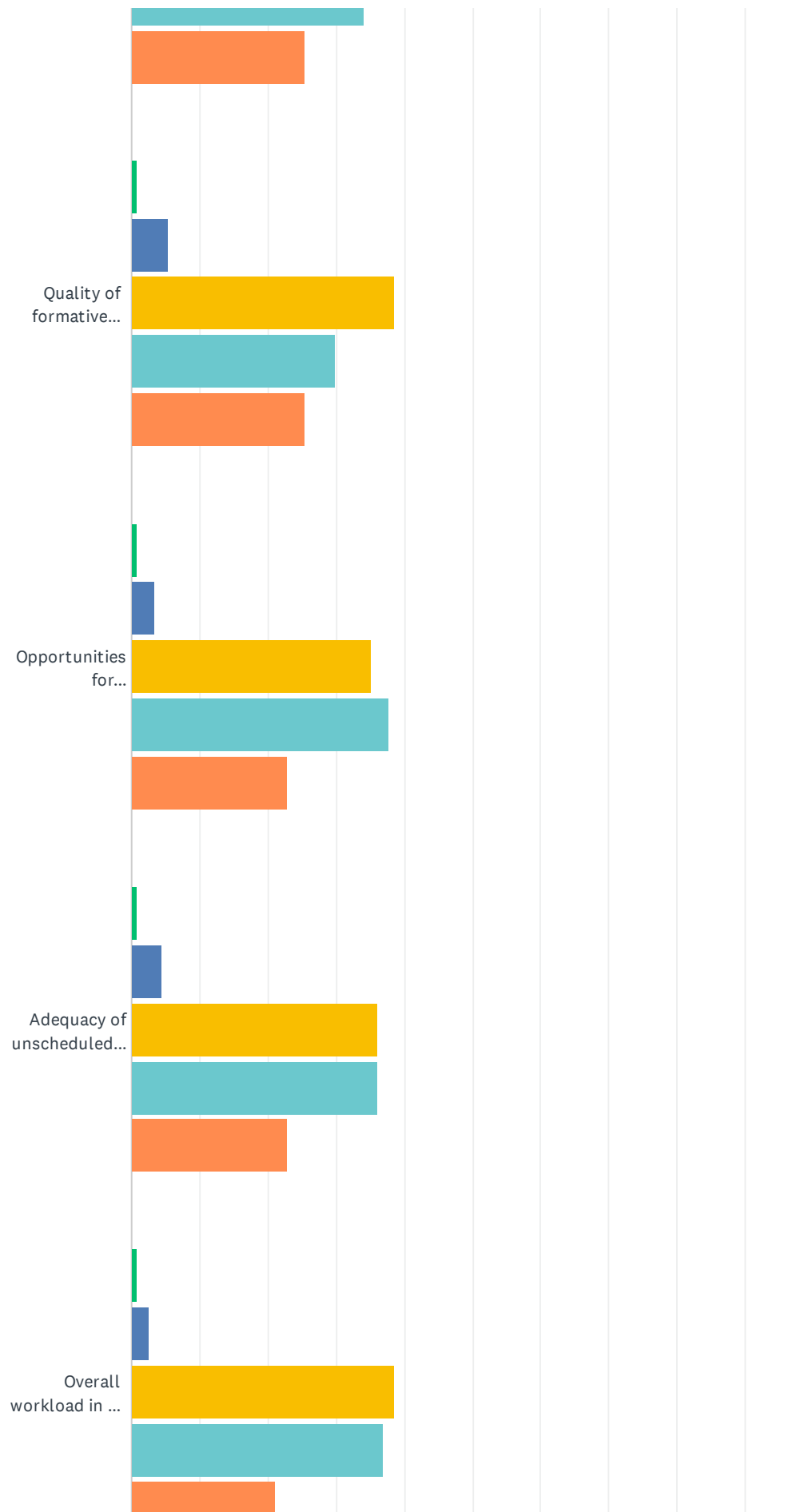
	VERY DISSATISFIED	DISSATISFIED	NEUTRAL	SATISFIED	VERY SATISFIED	TOTAL	WEIGHTED AVERAGE
Accessibility of student health services	1.75% 2	7.89% 9	39.47% 45	30.70% 35	20.18% 23	114	3.60
Availability of mental health services	0.88% 1	9.65% 11	42.11% 48	27.19% 31	20.18% 23	114	3.56
Confidentiality of mental health services	0.88% 1	4.39% 5	45.61% 52	27.19% 31	21.93% 25	114	3.65
Availability of student well-being programmes	2.63% 3	10.53% 12	37.72% 43	30.70% 35	18.42% 21	114	3.52
Adequacy of career counseling	2.65% 3	17.70% 20	31.86% 36	28.32% 32	19.47% 22	113	3.44
Adequacy of counseling about elective choices	5.31% 6	11.50% 13	29.20% 33	30.97% 35	23.01% 26	113	3.55
Quality of financial aid administrative services	7.02% 8	7.89% 9	32.46% 37	28.95% 33	23.68% 27	114	3.54
Adequacy of debt management counselling	5.26% 6	10.53% 12	35.96% 41	28.07% 32	20.18% 23	114	3.47
Availability of academic counselling	1.74% 2	12.17% 14	33.04% 38	29.57% 34	23.48% 27	115	3.61
Availability of tutorial help	5.22% 6	7.83% 9	33.04% 38	32.17% 37	21.74% 25	115	3.57
Adequacy of education about prevention and exposure to infectious and environmental hazards	2.61% 3	2.61% 3	40.00% 46	30.43% 35	24.35% 28	115	3.71
Adequacy of education about procedures for care and treatment after exposure to infectious and environmental hazards	2.61% 3	4.35% 5	34.78% 40	29.57% 34	28.70% 33	115	3.77

Q5 MEDICAL EDUCATION PROGRAMME

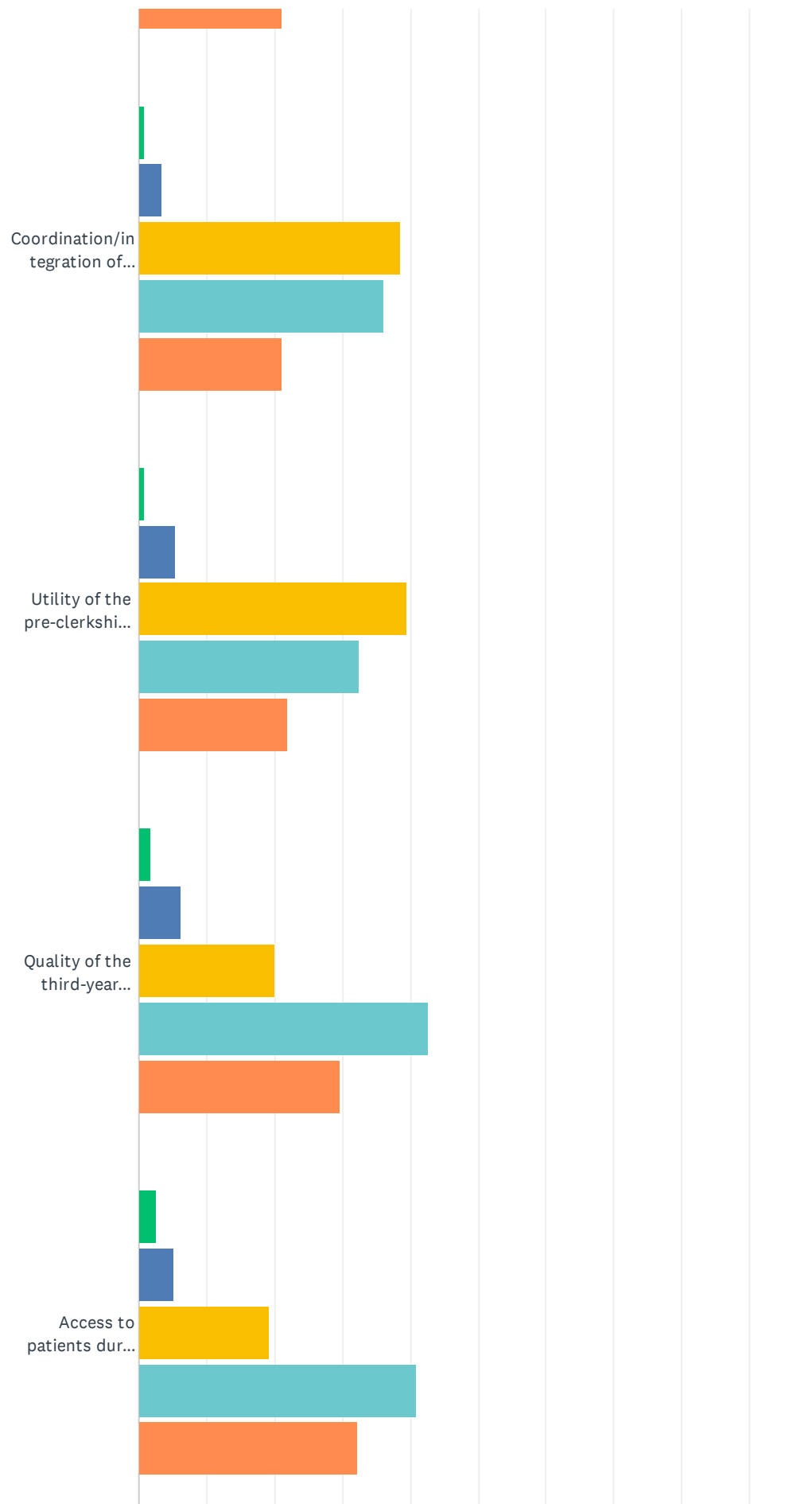
Answered: 115 Skipped: 1



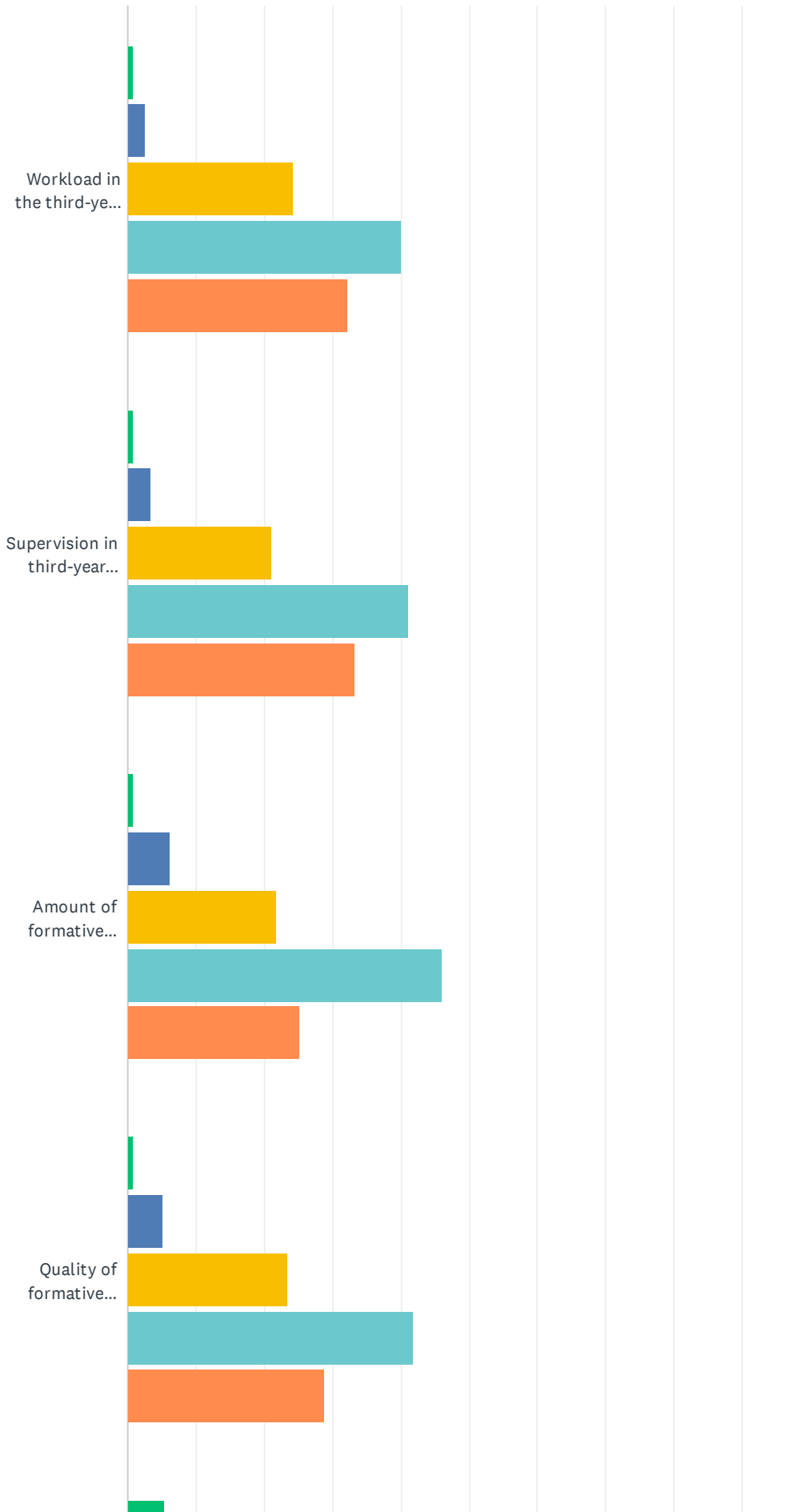
Clinical Science Program - Institutional Self Study Survey



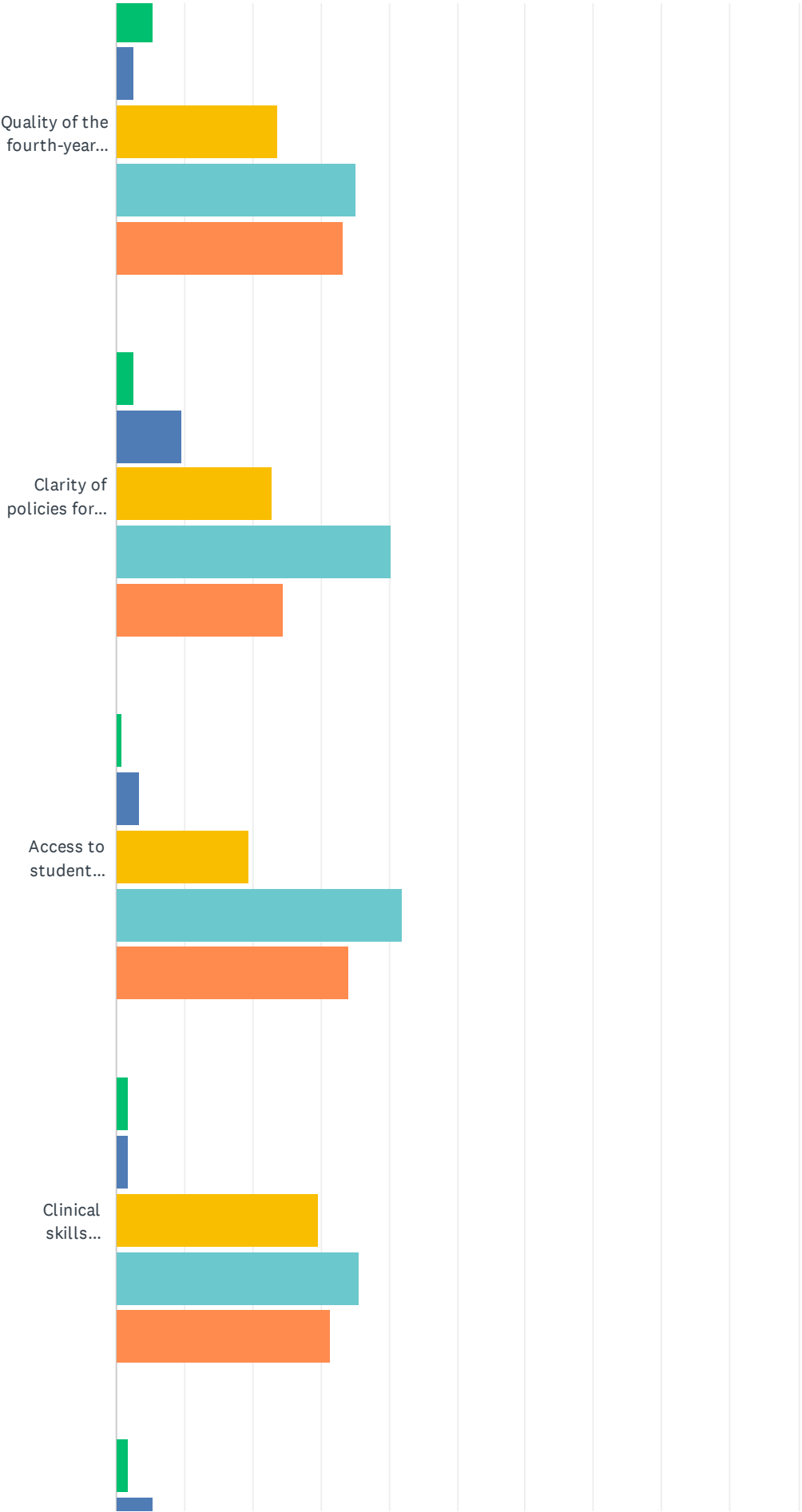
Clinical Science Program - Institutional Self Study Survey



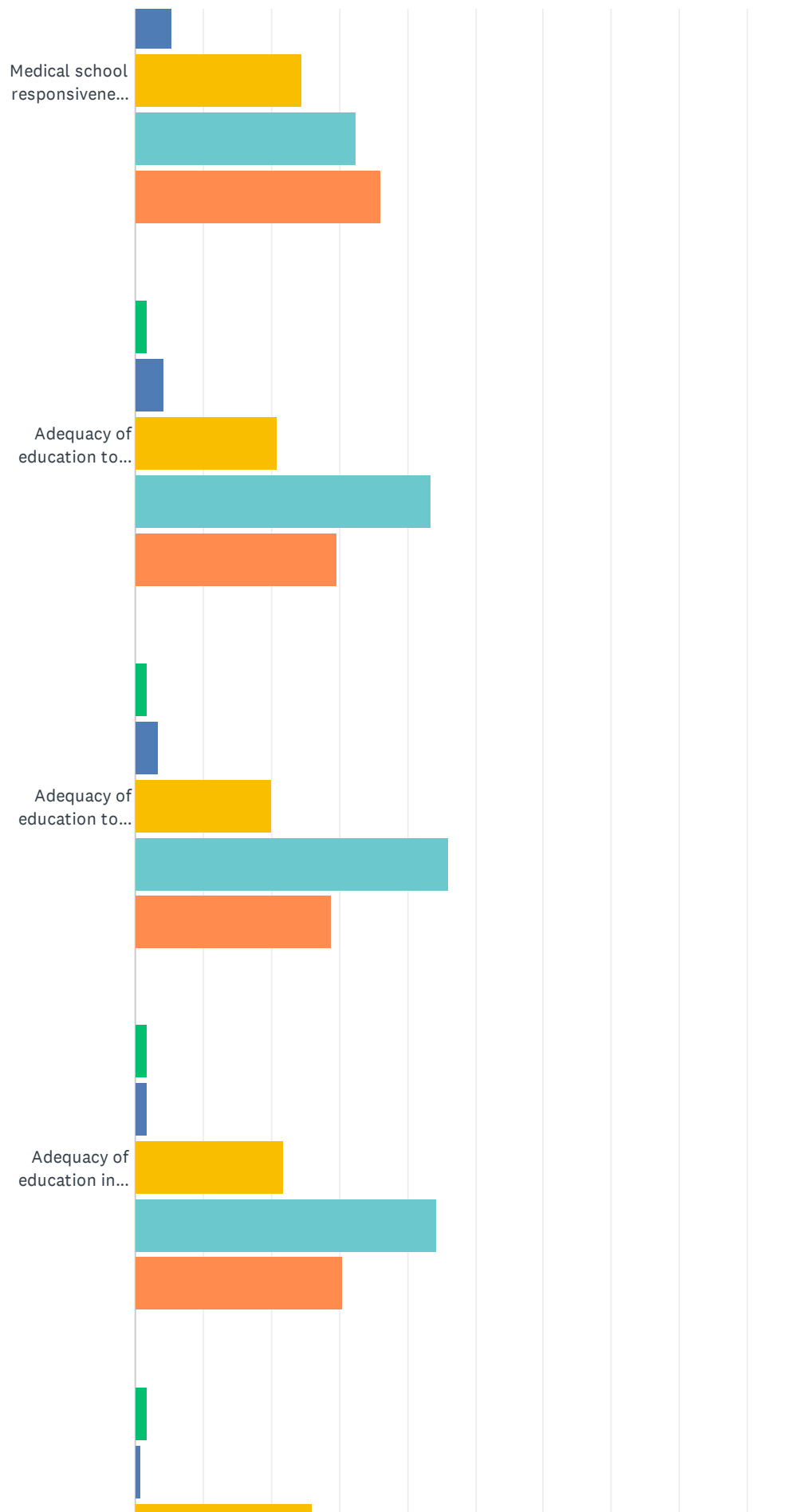
Clinical Science Program - Institutional Self Study Survey



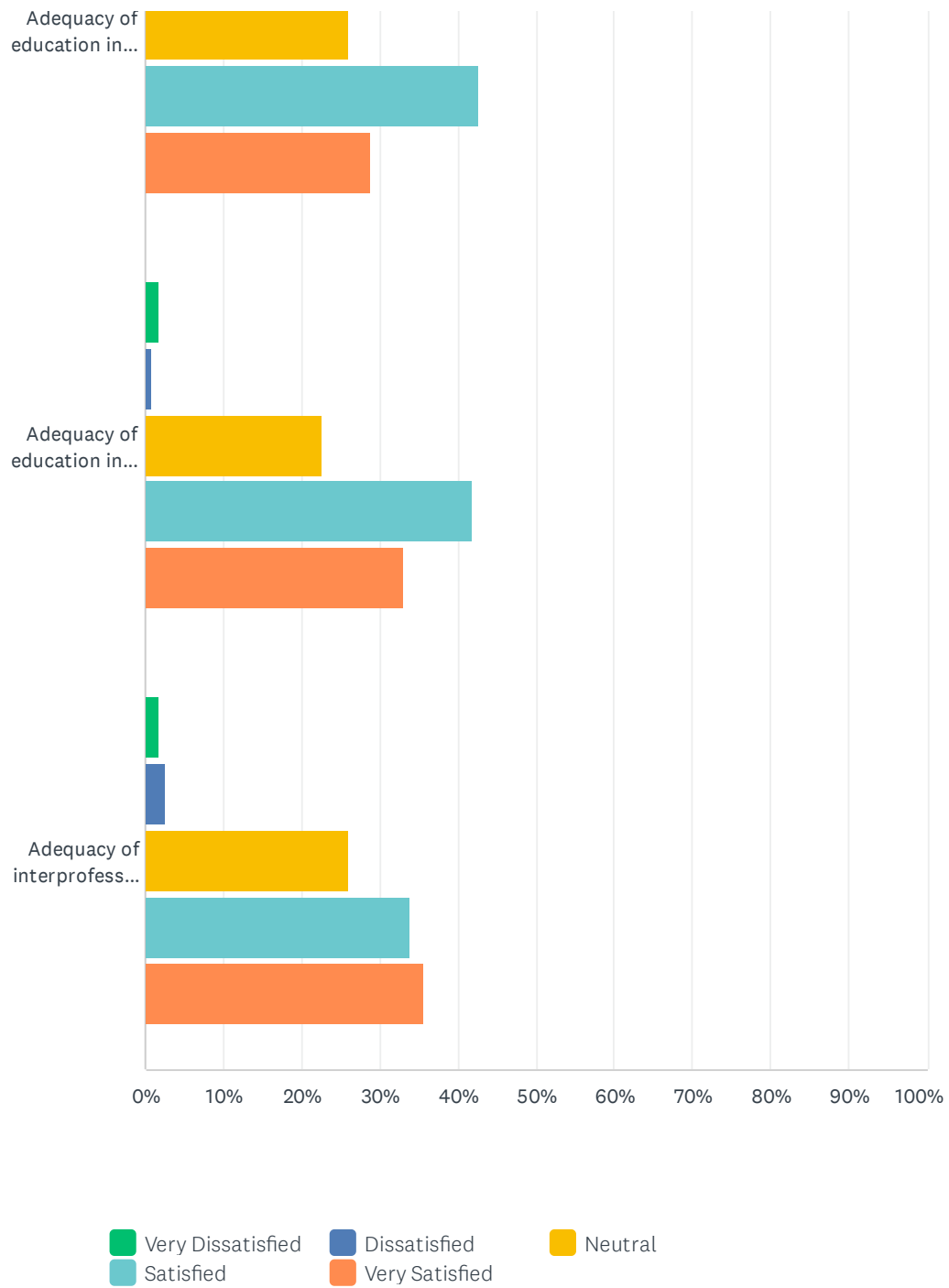
Clinical Science Program - Institutional Self Study Survey



Clinical Science Program - Institutional Self Study Survey



Clinical Science Program - Institutional Self Study Survey



Clinical Science Program - Institutional Self Study Survey

	VERY DISSATISFIED	DISSATISFIED	NEUTRAL	SATISFIED	VERY SATISFIED	TOTAL	WEIGHTED AVERAGE
Utility of the medical education programme objectives to support learning	1.74% 2	3.48% 4	28.70% 33	40.00% 46	26.09% 30	115	3.85
Quality of the pre-clerkship (first year/second year)	0.88% 1	2.63% 3	40.35% 46	32.46% 37	23.68% 27	114	3.75
Clinical skills instruction in the pre-clerkship (first/second year)	0.88% 1	4.39% 5	35.96% 41	33.33% 38	25.44% 29	114	3.78
Amount of formative feedback in the pre-clerkship (first/second years)	1.75% 2	2.63% 3	35.96% 41	34.21% 39	25.44% 29	114	3.79
Quality of formative feedback in the pre-clerkship (first/second years)	0.88% 1	5.26% 6	38.60% 44	29.82% 34	25.44% 29	114	3.74
Opportunities for self-directed learning in the pre-clerkship (first/second years)	0.88% 1	3.51% 4	35.09% 40	37.72% 43	22.81% 26	114	3.78
Adequacy of unscheduled time for self-directed learning	0.88% 1	4.39% 5	35.96% 41	35.96% 41	22.81% 26	114	3.75
Overall workload in the pre-clerkship (first/second years)	0.88% 1	2.63% 3	38.60% 44	36.84% 42	21.05% 24	114	3.75
Coordination/integration of content in the pre clerkship (first/second years)	0.88% 1	3.51% 4	38.60% 44	35.96% 41	21.05% 24	114	3.73
Utility of the pre-clerkship first and second years as preparation for clinical clerkships	0.88% 1	5.26% 6	39.47% 45	32.46% 37	21.93% 25	114	3.69
Quality of the third-year clerkships	1.74% 2	6.09% 7	20.00% 23	42.61% 49	29.57% 34	115	3.92
Access to patients during the third-year clerkships	2.61% 3	5.22% 6	19.13% 22	40.87% 47	32.17% 37	115	3.95
Workload in the third-year clerkships	0.87% 1	2.61% 3	24.35% 28	40.00% 46	32.17% 37	115	4.00
Supervision in third-year clerkships	0.88% 1	3.51% 4	21.05% 24	41.23% 47	33.33% 38	114	4.03
Amount of formative feedback in the third/fourth years	0.87% 1	6.09% 7	21.74% 25	46.09% 53	25.22% 29	115	3.89
Quality of formative feedback in the third/fourth years	0.87% 1	5.22% 6	23.48% 27	41.74% 48	28.70% 33	115	3.92
Quality of the fourth-year required clerkships	5.26% 6	2.63% 3	23.68% 27	35.09% 40	33.33% 38	114	3.89

Clinical Science Program - Institutional Self Study Survey

Clarity of policies for advancement/graduation	2.63% 3	9.65% 11	22.81% 26	40.35% 46	24.56% 28	114	3.75
Access to student academic records	0.88% 1	3.51% 4	19.30% 22	42.11% 48	34.21% 39	114	4.05
Clinical skills assessment in the third/fourth years	1.74% 2	1.74% 2	29.57% 34	35.65% 41	31.30% 36	115	3.93
Medical school responsiveness to student feedback on courses/clerkships	1.75% 2	5.26% 6	24.56% 28	32.46% 37	35.96% 41	114	3.96
Adequacy of education to diagnose disease	1.74% 2	4.35% 5	20.87% 24	43.48% 50	29.57% 34	115	3.95
Adequacy of education to manage disease	1.74% 2	3.48% 4	20.00% 23	46.09% 53	28.70% 33	115	3.97
Adequacy of education in disease prevention	1.74% 2	1.74% 2	21.74% 25	44.35% 51	30.43% 35	115	4.00
Adequacy of education in health maintenance	1.74% 2	0.87% 1	26.09% 30	42.61% 49	28.70% 33	115	3.96
Adequacy of education in caring for patients from different backgrounds	1.74% 2	0.87% 1	22.61% 26	41.74% 48	33.04% 38	115	4.03
Adequacy of interprofessional education experiences	1.74% 2	2.61% 3	26.09% 30	33.91% 39	35.65% 41	115	3.99